

# Computer Vision System Toolbox™ Release Notes



# MATLAB®

## How to Contact MathWorks



Latest news: [www.mathworks.com](http://www.mathworks.com)  
Sales and services: [www.mathworks.com/sales\\_and\\_services](http://www.mathworks.com/sales_and_services)  
User community: [www.mathworks.com/matlabcentral](http://www.mathworks.com/matlabcentral)  
Technical support: [www.mathworks.com/support/contact\\_us](http://www.mathworks.com/support/contact_us)



Phone: 508-647-7000



The MathWorks, Inc.  
3 Apple Hill Drive  
Natick, MA 01760-2098

### *Computer Vision System Toolbox™ Release Notes*

© COPYRIGHT 2004–2016 by The MathWorks, Inc.

The software described in this document is furnished under a license agreement. The software may be used or copied only under the terms of the license agreement. No part of this manual may be photocopied or reproduced in any form without prior written consent from The MathWorks, Inc.

**FEDERAL ACQUISITION:** This provision applies to all acquisitions of the Program and Documentation by, for, or through the federal government of the United States. By accepting delivery of the Program or Documentation, the government hereby agrees that this software or documentation qualifies as commercial computer software or commercial computer software documentation as such terms are used or defined in FAR 12.212, DFARS Part 227.72, and DFARS 252.227-7014. Accordingly, the terms and conditions of this Agreement and only those rights specified in this Agreement, shall pertain to and govern the use, modification, reproduction, release, performance, display, and disclosure of the Program and Documentation by the federal government (or other entity acquiring for or through the federal government) and shall supersede any conflicting contractual terms or conditions. If this License fails to meet the government's needs or is inconsistent in any respect with federal procurement law, the government agrees to return the Program and Documentation, unused, to The MathWorks, Inc.

### **Trademarks**

MATLAB and Simulink are registered trademarks of The MathWorks, Inc. See [www.mathworks.com/trademarks](http://www.mathworks.com/trademarks) for a list of additional trademarks. Other product or brand names may be trademarks or registered trademarks of their respective holders.

### **Patents**

MathWorks products are protected by one or more U.S. patents. Please see [www.mathworks.com/patents](http://www.mathworks.com/patents) for more information.

|   |            |
|---|------------|
| <b>Deep Learning for Object Detection: Detect objects using region-based convolution neural networks (R-CNN) . . . . .</b>          | <b>1-2</b> |
| <b>Structure from Motion: Estimate the essential matrix and compute camera pose from 3-D to 2-D point correspondences . . . . .</b> | <b>1-2</b> |
| <b>Point Cloud File I/O: Read and write PCD files using Point Cloud File I/O Functions . . . . .</b>                                | <b>1-2</b> |
| <b>Code Generation for ARM Example: Detect and track faces on a Raspberry Pi 2 target . . . . .</b>                                 | <b>1-2</b> |
| <b>Visual Odometry Example: Estimate camera locations and trajectory from an ordered sequence of images . . . . .</b>               | <b>1-2</b> |
| <b>cameraPose function renamed to relativeCameraPose . . . . .</b>  | <b>1-3</b> |
| <b>New capabilities for Training Image Labeler app . . . . .</b>  | <b>1-3</b> |
| <b>Train cascade object detector function takes tables and uses imageDatastore . . . . .</b>  | <b>1-3</b> |
| <b>Project 3-D world points into image . . . . .</b>  | <b>1-3</b> |
| <b>Code generation support . . . . .</b>  | <b>1-3</b> |
| <b>Plot camera function accepts a table of camera poses . . . . .</b>   | <b>1-4</b> |
| <b>Eliminate 3-D points input from <code>extrinsics</code> function . . . . .</b>   | <b>1-4</b> |

|  |     |
|--|-----|
| Simpler way to call System objects ..... | 1-4 |
|--|-----|

**R2016a**

|   |            |
|---|------------|
| <b>OCR Trainer App: Train an optical character recognition (OCR) model to recognize a specific set of characters . . .</b>              | <b>2-2</b> |
| <b>Structure from Motion: Estimate the camera poses and 3-D structure of a scene from multiple images .....</b>                         | <b>2-2</b> |
| <b>Pedestrian Detection: Locate pedestrians in images and video using aggregate channel features (ACF) .....</b>                        | <b>2-2</b> |
| <b>Bundle Adjustment: Refine estimated locations of 3-D points and camera poses for the structure from motion (SFM) framework .....</b> | <b>2-2</b> |
| <b>Multiview Triangulation: Triangulate 3-D locations of points matched across multiple images .....</b>                                | <b>2-2</b> |
| <b>Rotate matrix to vector and vector to matrix .....</b>   | <b>2-2</b> |
| <b>Select spatially uniform distribution of feature points . . . .</b>  | <b>2-3</b> |
| <b>Single camera and stereo camera calibration app enhancements .....</b>   | <b>2-3</b> |
| <b>Point cloud from Kinect V2 .....</b>   | <b>2-3</b> |
| <b>Point cloud viewer enhancements .....</b>  | <b>2-3</b> |
| <b>Support package for Xilinx Zynq-based hardware .....</b>   | <b>2-3</b> |
| <b>C code generation support .....</b>  | <b>2-4</b> |
| <b>Future removal warning of several System objects .....</b>   | <b>2-5</b> |

|   |            |
|---|------------|
| <b>3-D Shape Fitting: Fit spheres, cylinders, and planes into 3-D point clouds using RANSAC</b> .....                       | <b>3-2</b> |
| <b>Streaming Point Cloud Viewer: Visualize streaming 3-D point cloud data from sensors such as the Microsoft Kinect</b> ... | <b>3-2</b> |
| <b>Point Cloud Normal Estimation: Estimate normal vectors of a 3-D point cloud</b> .....                                    | <b>3-2</b> |
| <b>Farneback Optical Flow: Estimate optical flow vectors using the Farneback method</b> .....                               | <b>3-2</b> |
| <b>LBP Feature Extraction: Extract local binary pattern features from a grayscale image</b> .....                           | <b>3-2</b> |
| <b>Multilanguage Text Insertion: Insert text into image data, with support for multiple languages</b> .....                 | <b>3-3</b> |
| <b>3-D point cloud extraction from Microsoft Kinect</b> .....   | <b>3-3</b> |
| <b>3-D point cloud displays</b> .....   | <b>3-3</b> |
| <b>Downsample point cloud using nonuniform box grid filter</b> .  | <b>3-3</b> |
| <b>Compute relative rotation and translation between camera poses</b> .....   | <b>3-3</b> |
| <b>Warp block</b> .....   | <b>3-3</b> |
| <b>GPU support for FAST feature detection</b> .....   | <b>3-4</b> |
| <b>Camera calibration optimization options</b> .....  | <b>3-4</b> |
| <b>C code generation support</b> .....  | <b>3-4</b> |
| <b>Examples for face detection, tracking, 3-D reconstruction, and point cloud registration and display</b> .....            | <b>3-4</b> |

|  |            |
|--|------------|
| <b>Example using Vision HDL Toolbox for noise removal and image sharpening</b> . . . . . | <b>3-5</b> |
| <b>Removed video package from Computer Vision System Toolbox</b> . . . . .               | <b>3-5</b> |
| <b>Morphological System objects future removal warning</b> . . . .                       | <b>3-5</b> |
| <b>No edge smoothing in outputs of undistortImage and rectifyStereoImages</b> . . . . .  | <b>3-6</b> |
| <b>VideoFileReader play count</b> . . . . .  | <b>3-6</b> |

## R2015a

|  |            |
|--|------------|
| <b>3-D point cloud functions for registration, denoising, downsampling, geometric transformation, and PLY file reading and writing</b> . . . . . | <b>4-2</b> |
| <b>Image search and retrieval using bag of visual words</b> . . . . .  | <b>4-2</b> |
| <b>User-defined feature extractor for bag-of-visual-words framework</b> . . . . .  | <b>4-2</b> |
| <b>C code generation for eight functions, including rectifyStereoImages and vision.DeployableVideoPlayer on Mac</b> . . . . .                    | <b>4-2</b> |
| <b>Mac support for vision.DeployableVideoPlayer and To Video Display block</b> . . . . .   | <b>4-3</b> |
| <b>Plot camera figure in 3-D coordinate system</b> . . . . .   | <b>4-3</b> |
| <b>Line width for insertObjectAnnotation</b> . . . . .   | <b>4-3</b> |
| <b>Upright option for extractFeatures</b> . . . . .  | <b>4-4</b> |
| <b>Rotate integral images in integrallImage, integralKernel, and integralFilter functions</b> . . . . .  | <b>4-4</b> |

|   |            |
|---|------------|
| <b>Performance improvements</b> .....   | <b>4-4</b> |
| <b>Optical flow functions and object</b> .....  | <b>4-4</b> |
| <b>Examples for image retrieval, 3-D point cloud registration<br/>and stitching, and code generation for depth estimation<br/>from stereo video</b> ..... | <b>4-4</b> |

## R2014b

---

|   |            |
|---|------------|
| <b>Stereo camera calibration app</b> .....  | <b>5-2</b> |
| <b>imageSet class for handling large collections of image files</b> .                     | <b>5-2</b> |
| <b>Bag-of-visual-words suite of functions for image category<br/>classification</b> ..... | <b>5-2</b> |
| <b>Approximate nearest neighbor search method for fast feature<br/>matching</b> .....     | <b>5-2</b> |
| <b>3-D point cloud visualization function</b> .....                                       | <b>5-3</b> |
| <b>3-D point cloud extraction from Kinect</b> .....                                       | <b>5-3</b> |
| <b>Kinect color image to depth image alignment</b> .....                                  | <b>5-3</b> |
| <b>Point locations from stereo images using triangulation</b> ....                        | <b>5-3</b> |
| <b>Red-cyan anaglyph from stereo images</b> .....   | <b>5-3</b> |
| <b>Point coordinates correction for lens distortion</b> .....                             | <b>5-3</b> |
| <b>Camera projection matrix</b> .....   | <b>5-4</b> |
| <b>Calculation of calibration standard errors</b> .....                                   | <b>5-4</b> |
| <b>Live image capture in Camera Calibrator app</b> .....                                  | <b>5-4</b> |

|   |            |
|---|------------|
| <b>Region of interest (ROI) copy and paste support for Training Image Labeler app</b> ..... | <b>5-4</b> |
| <b>Non-maximal suppression of bounding boxes for object detection</b> .....                 | <b>5-5</b> |
| <b>Linux support for deployable video player</b> .....                                      | <b>5-5</b> |
| <b>GPU support for Harris feature detection</b> .....                                       | <b>5-5</b> |
| <b>Extended language support package for optical character recognition (OCR)</b> .....      | <b>5-5</b> |
| <b>Support package for OpenCV Interface</b> .....   | <b>5-5</b> |
| <b>Convert format of rectangle to a list of points</b> .....                                | <b>5-5</b> |
| <b>Bag-of-visual-words, stereo vision, image stitching, and tracking examples</b> .....     | <b>5-5</b> |

## R2014a

|  |            |
|--|------------|
| <b>Stereo vision functions for rectification, disparity calculation, scene reconstruction, and stereo camera calibration</b> ..... | <b>6-2</b> |
| <b>Optical character recognition (OCR)</b> .....   | <b>6-2</b> |
| <b>Binary Robust Invariant Scalable Keypoints (BRISK) feature detection and extraction</b> .....                                   | <b>6-2</b> |
| <b>App for labeling images for training cascade object detectors</b> .....   | <b>6-3</b> |
| <b>C code generation for Harris and minimum eigenvalue corner detectors using MATLAB Coder</b> .....                               | <b>6-3</b> |
| <b>Line width control for insertShape function and Draw Shapes block</b> .....   | <b>6-3</b> |



|  |     |
|--|-----|
| Replacing vision.CameraParameters with cameraParameters .....  | 6-3 |
| Output view modes and fill value selection added to undistortImage function .....  | 6-3 |
| Generated code optimized for the matchFeatures function and vision.ForegroundDetector System object .....                        | 6-4 |
| Merging mplay viewer into implay viewer .....  | 6-4 |
| MPEG-4 and JPEG2000 file formats added to vision.VideoFileWriter System object and To Multimedia File block .....                | 6-4 |
| Region of interest (ROI) support added to detectMSERFeatures and detectSURFFeatures functions .....                              | 6-4 |
| MATLAB code script generation added to Camera Calibrator app .....   | 6-4 |
| Featured examples for text detection, OCR, 3-D reconstruction, 3-D dense reconstruction, code generation, and image search ..... | 6-4 |
| Play count default value updated for video file reader .....   | 6-5 |

## R2013b

|   |     |
|---|-----|
| Camera intrinsic, extrinsic, and lens distortion parameter estimation using camera calibration app .....  | 7-2 |
| Camera calibration functions for checkerboard pattern detection, camera parameter estimation, correct lens distortion, and visualization of results ..... | 7-2 |
| Histogram of Oriented Gradients (HOG) feature extractor .   | 7-2 |

|   |            |
|---|------------|
| <b>C code generation support for 12 additional functions . . . .</b>                    | <b>7-2</b> |
| <b>System objects matlab.system.System warnings . . . . .</b>                           | <b>7-3</b> |
| <b>Restrictions on modifying properties in System object Impl<br/>methods . . . . .</b> | <b>7-3</b> |

## R2013a

|  |            |
|--|------------|
| <b>Cascade object detector training using Haar, Histogram of<br/>Oriented Gradients (HOG), and Local Binary Pattern (LBP)<br/>features . . . . .</b>           | <b>8-2</b> |
| <b>Fast Retina Keypoint (FREAK) algorithm for feature<br/>extraction . . . . .</b>   | <b>8-2</b> |
| <b>Hamming distance method for matching features . . . . .</b>   | <b>8-2</b> |
| <b>Multicore support in matchFeatures function and<br/>ForegroundDetector System object . . . . .</b>  | <b>8-2</b> |
| <b>Functions for corner detection, geometric transformation<br/>estimation, and text and graphics overlay, augmenting<br/>similar System objects . . . . .</b> | <b>8-2</b> |
| <b>Error-out condition for old coordinate system . . . . .</b>   | <b>8-3</b> |
| <b>Support for nonpersistent System objects . . . . .</b>  | <b>8-3</b> |
| <b>New method for action when System object input size<br/>changes . . . . .</b>   | <b>8-3</b> |
| <b>Scaled double data type support for System objects . . . . .</b>  | <b>8-3</b> |
| <b>Scope Snapshot display of additional scopes in Simulink<br/>Report Generator . . . . .</b>  | <b>8-4</b> |

|  |     |
|--|-----|
| <b>Kalman filter and Hungarian algorithm for multiple object tracking</b> .....      | 9-2 |
| <b>Image and video annotation for detected or tracked objects</b> .....              | 9-2 |
| <b>Kanade-Lucas-Tomasi (KLT) point tracker</b> .....                                 | 9-2 |
| <b>HOG-based people detector</b> .....   | 9-2 |
| <b>Video file reader support for H.264 codec (MPEG-4) on Windows 7</b> .....         | 9-2 |
| <b>Show matched features display</b> .....   | 9-2 |
| <b>Matching methods added for match features function</b> .....                      | 9-3 |
| <b>Kalman filter for tracking tutorial</b> .....                                     | 9-3 |
| <b>Motion-based multiple object tracking example</b> .....                           | 9-3 |
| <b>Face detection and tracking examples</b> .....                                    | 9-3 |
| <b>Stereo image rectification example</b> .....                                      | 9-3 |
| <b>System object tunable parameter support in code generation</b> .....              | 9-4 |
| <b>save and load for System objects</b> .....  | 9-4 |
| <b>Save and restore <code>SimState</code> not supported for System objects</b> ..... | 9-4 |

|   |             |
|---|-------------|
| <b>Dependency on DSP System Toolbox and Signal Processing Toolbox Software Removed</b> .....                                  | <b>10-2</b> |
| Audio Output Sampling Mode Added to the From Multimedia File Block .....  | <b>10-2</b> |
| Kalman Filter and Variable Selector Blocks Removed from Library .....   | <b>10-2</b> |
| 2-D Median and 2-D Histogram Blocks Replace Former Median and Histogram Blocks .....  | <b>10-2</b> |
| Removed Sample-based Processing Checkbox from 2-D Maximum, 2-D Minimum, 2-D Variance, and 2-D Standard Deviation Blocks ..... | <b>10-2</b> |
| <b>New Viola-Jones Cascade Object Detector</b> .....  | <b>10-3</b> |
| <b>New MSER Feature Detector</b> .....  | <b>10-3</b> |
| <b>New CAMShift Histogram-Based Tracker</b> .....   | <b>10-3</b> |
| <b>New Integral Image Computation and Box Filtering</b> .....   | <b>10-3</b> |
| <b>New Demo to Detect and Track a Face</b> .....  | <b>10-3</b> |
| <b>Improved MATLAB Compiler Support</b> .....   | <b>10-3</b> |
| <b>Code Generation Support</b> .....  | <b>10-4</b> |
| <b>Conversion of Error and Warning Message Identifiers</b> .....  | <b>10-4</b> |
| <b>System Object Updates</b> .....  | <b>10-5</b> |
| Code Generation for System Objects .....  | <b>10-5</b> |
| New System Object Option on File Menu .....   | <b>10-5</b> |
| Variable-Size Input Support for System Objects .....  | <b>10-5</b> |
| Data Type Support for User-Defined System Objects .....   | <b>10-5</b> |
| New Property Attribute to Define States .....   | <b>10-5</b> |
| New Methods to Validate Properties and Get States from System Objects .....   | <b>10-5</b> |
| matlab.system.System changed to matlab.System .....   | <b>10-5</b> |

|  |       |
|--|-------|
| <b>Conventions Changed for Indexing, Spatial Coordinates, and Representation of Geometric Transforms</b> ..... | 11-2  |
| Running your Code with New Conventions .....   | 11-2  |
| One-Based Indexing .....   | 11-2  |
| Coordinate System Convention .....   | 11-2  |
| Migration to [x y] Coordinate System .....   | 11-4  |
| Updated Blocks, Functions, and System Objects .....  | 11-4  |
| <b>New SURF Feature Detection, Extraction, and Matching Functions</b> .....                                    | 11-11 |
| <b>New Disparity Function for Depth Map Calculation</b> .....  | 11-12 |
| <b>Added Support for Additional Video File Formats for Non-Windows Platforms</b> .....                         | 11-12 |
| <b>Variable-Size Support for System Objects</b> .....  | 11-12 |
| <b>New Demo to Retrieve Rotation and Scale of an Image Using Automated Feature Matching</b> .....              | 11-12 |
| <b>Apply Geometric Transformation Block Replaces Projective Transformation Block</b> .....                     | 11-12 |
| <b>Trace Boundaries Block Replaced with Trace Boundary Block</b> .....   | 11-12 |
| <b>FFT and IFFT Support for Non-Power-of-Two Transform Length with FFTW Library</b> .....                      | 11-13 |
| <b>vision.BlobAnalysis Count and Fill-Related Properties Removed</b> .....                                     | 11-13 |
| <b>vision.CornerDetector Count Output Removed</b> .....  | 11-13 |
| <b>vision.LocalMaximaFinder Count Output and CountDataType Property Removed</b> .....                          | 11-14 |

|  |       |
|--|-------|
| <b>vision.GeometricTransformEstimator Default Properties Changed</b> .....         | 11-14 |
| <b>Code Generation Support</b> .....   | 11-14 |
| <b>vision.MarkerInserter and vision.ShapeInserter Properties Not Tunable</b> ..... | 11-15 |
| <b>Custom System Objects</b> .....   | 11-15 |
| <b>System Object DataType and CustomDataType Properties Changes</b> .....          | 11-15 |

## R2011a

|   |      |
|---|------|
| <b>Product Restructuring</b> .....  | 12-2 |
| System Object Name Changes .....  | 12-2 |
| <b>New Computer Vision Functions</b> .....  | 12-3 |
| Extract Features .....  | 12-3 |
| Feature Matching .....  | 12-3 |
| Uncalibrated Stereo Rectification .....   | 12-3 |
| Determine if Image Contains Epipole .....   | 12-3 |
| Epipolar Lines for Stereo Images .....  | 12-3 |
| Line-to-Border Intersection Points .....  | 12-3 |
| <b>New Foreground Detector System Object</b> .....  | 12-3 |
| <b>New Tracking Cars Using Gaussian Mixture Models Demo</b> .....   | 12-3 |
| <b>Expanded To Video Display Block with Additional Video Formats</b> .....  | 12-4 |
| <b>New Printing Capability for the mplay Function and Video Viewer Block</b> .....                                | 12-4 |
| <b>Improved Display Updates for mplay Function, Video Viewer Block and vision.VideoPlayer System Object</b> ..... | 12-4 |

|   |      |
|---|------|
| <b>Improved Performance of FFT Implementation with FFTW library</b> ..... | 12-4 |
| <b>Variable Size Data Support</b> .....                                   | 12-4 |
| <b>System Object Input and Property Warnings Changed to Errors</b> .....  | 12-4 |
| <b>System Object Code Generation Support</b> .....                        | 12-5 |
| <b>MATLAB Compiler Support for System Objects</b> .....                   | 12-5 |
| <b>R2010a MAT Files with System Objects Load Incorrectly</b> ..           | 12-5 |
| <b>Documentation Examples Renamed</b> .....                               | 12-5 |

## **R2010b**

|   |      |
|---|------|
| <b>New Estimate Fundamental Matrix Function for Describing Epipolar Geometry</b> .....                                | 13-2 |
| <b>New Histogram System Object Replaces Histogram2D Object</b> .....  | 13-2 |
| <b>New System Object release Method Replaces close Method</b> .....   | 13-2 |
| Compatibility Considerations .....  | 13-2 |
| <b>Expanded Embedded MATLAB Support</b> .....   | 13-2 |
| Supported Image Processing Toolbox Functions .....  | 13-3 |
| Supported System objects .....  | 13-3 |
| <b>Data Type Assistant and Ability to Specify Design Minimums and Maximums Added to More Fixed-Point Blocks</b> ..... | 13-3 |
| <b>Data Types Pane Replaces the Data Type Attributes and Fixed-Point Panes on Fixed-Point Blocks</b> .....            | 13-4 |

|   |      |
|---|------|
| <b>Enhanced Fixed-Point and Integer Data Type Support with System Objects</b> .....                     | 13-4 |
| Compatibility Considerations .....  | 13-4 |
| <b>Variable Size Data Support</b> .....   | 13-4 |
| <b>Limitations Removed from Video and Image Processing Blockset Multimedia Blocks and Objects</b> ..... | 13-4 |

## R2010a

|   |      |
|---|------|
| <b>New System Objects Provide Video and Image Processing Algorithms for use in MATLAB</b> .....   | 14-2 |
| <b>Intel Integrated Performance Primitives Library Support Added to 2-D Correlation, 2-D Convolution, and 2-D FIR Filter Blocks</b> ..... | 14-2 |
| <b>Variable Size Data Support</b> .....   | 14-2 |
| <b>Expanded From and To Multimedia File Blocks with Additional Video Formats</b> .....  | 14-3 |
| <b>New Simulink Demos</b> .....   | 14-3 |
| New Modeling a Video Processing System for an FPGA Target Demo .....  | 14-3 |
| <b>New System Object Demos</b> .....  | 14-3 |
| New Image Rectification Demo .....  | 14-3 |
| New Stereo Vision Demo .....  | 14-3 |
| New Video Stabilization Using Point Feature Matching . . .  | 14-4 |
| <b>SAD Block Obsoleted</b> .....  | 14-4 |



# R2016b

**Version: 7.2**

**New Features**

**Bug Fixes**

**Compatibility Considerations**

## **Deep Learning for Object Detection: Detect objects using region-based convolution neural networks (R-CNN)**

Use the `trainRCNNObjectDetector` function and the `rcnnObjectDetector` object to train an R-CNN deep learning object detector.

## **Structure from Motion: Estimate the essential matrix and compute camera pose from 3-D to 2-D point correspondences**

Use the `estimateEssentialMatrix`, `estimateWorldCameraPose`, `extrinsicsToCameraPose`, `cameraPoseToExtrinsics` functions to estimate a 3-D structure of a scene from a set of 2-D images. It also adds a `worldToImage` method to the `cameraParameters` class to project world points into an image.

## **Point Cloud File I/O: Read and write PCD files using Point Cloud File I/O Functions**

The `pcread` and `pcwrite` functions now support PCD (point cloud data) format files.

## **Code Generation for ARM Example: Detect and track faces on a Raspberry Pi 2 target**

This release adds two examples that detail the steps for generating code for detecting and tracking faces on the Raspberry Pi 2 hardware.

- “Detect Face (Raspberry Pi2)”
- “Track Face (Raspberry Pi2)”

## **Visual Odometry Example: Estimate camera locations and trajectory from an ordered sequence of images**

This release adds a visual odometry example, “Monocular Visual Odometry”, that details the steps for estimating camera locations and camera trajectory.

---

## **cameraPose function renamed to relativeCameraPose**

The `cameraPose` function has been renamed to the more descriptive `relativeCameraPose`. Additionally, the function can now accept an essential matrix from the new `estimateEssentialMatrix` function.

## **New capabilities for Training Image Labeler app**

You can now use the Training Image Labeler app to:

- Create a full-image region of interest (ROI).
- Add multiple ROI labels (categories).
- Import ROIs from a MAT file or from the workspace.
- Output a table if there are multiple ROI labels.

## **Train cascade object detector function takes tables and uses imageDatastore**

The `trainCascadeObjectDetector` function can now take positive instances as a table or as a `struct` array. It can also take negative images using `imageDatastore`.

## **Project 3-D world points into image**

The `cameraParameters` object now provides a `worldToImage` method that projects 3-D world points into an image.

## **Code generation support**

The following functions and methods:

- `cameraPoseToExtrinsics`
- `extrinsicsToCameraPose`
- `worldToImage` method of the `cameraParameters` object
- `estimateEssentialMatrix`
- `estimateWorldCameraPose`
- `relativeCameraPose`

## Plot camera function accepts a table of camera poses

The `plotCamera` function can now accept and plot a table of camera poses.

## Eliminate 3-D points input from `extrinsics` function

The `extrinsics` function no longer accepts 3-D  $x,y,z$  points as an input. Instead, use the `estimateWorldCameraPose` function.

## Compatibility Considerations

When you try to input  $x,y,z$  points, the `extrinsics` issues a warning.

## Simpler way to call System objects

Instead of using the `step` method to perform the operation defined by a System object™, you can call the object with arguments, as if it were a function. The `step` method will continue to work. This feature improves the readability of scripts and functions that use many different System objects.

For example, if you create a `vision.Pyramid` System object named `gaussPyramid`, then you call the System object as a function with that name.

```
gaussPyramid = vision.Pyramid('PyramidLevel',2);  
gaussPyramid(x);
```

The equivalent operation using the `step` method is:

```
gaussPyramid = vision.Pyramid('PyramidLevel',2);  
step(gaussPyramid,x);
```

When the `step` method has the System object as its only argument, the function equivalent has no arguments. This function must be called with empty parentheses. For example, `step(sysobj)` and `sysobj()` perform equivalent operations.

# R2016a

**Version: 7.1**

**New Features**

**Bug Fixes**

**Compatibility Considerations**

## **OCR Trainer App: Train an optical character recognition (OCR) model to recognize a specific set of characters**

This release adds the OCR Trainer app.

## **Structure from Motion: Estimate the camera poses and 3-D structure of a scene from multiple images**

This release adds a collection of functions and objects to support structure from motion.

- `bundleAdjustment`
- `pointTrack`
- `viewSet` with several supporting methods for finding tracks and storing camera poses.
- `triangulateMultiview`

## **Pedestrian Detection: Locate pedestrians in images and video using aggregate channel features (ACF)**

This release adds the `detectPeopleACF` function to detect people in a scene.

## **Bundle Adjustment: Refine estimated locations of 3-D points and camera poses for the structure from motion (SFM) framework**

This release adds the `bundleAdjustment` function to estimate camera poses and 3-D points simultaneously.

## **Multiview Triangulation: Triangulate 3-D locations of points matched across multiple images**

This release adds the `triangulateMultiview` function to recover the location of a 3-D world point from its projections into 2-D images.

## **Rotate matrix to vector and vector to matrix**

This release adds the `rotationMatrixToVector` and the `rotationVectorToMatrix` functions. These function implement the Rodrigues transform.

---

## Select spatially uniform distribution of feature points

This release adds the `selectUniform` method to the `SURFPoints`, `cornerPoints`, and `BRISKPoints` objects.

## Single camera and stereo camera calibration app enhancements

This release continues to enhance the single camera and stereo camera calibrator apps. The enhancements include:

- Ability to select multiple outlier images that correspond to a high mean reprojection error.
- Minimized analysis charts.
- Removed Viewing tab and placed viewing controls in the toolbar.
- Speeded up calibration for the Single Calibration App.

## Point cloud from Kinect V2

This release adds support for extracting point clouds from Kinect® V2 using the `pcfromkinect` function.

## Point cloud viewer enhancements

This release adds enhancements to the `pcshow`, `pcplayer`, and `pcshowpair` viewers. The functions now rotate the point cloud around the center of the axis and show the rotation axis. The display of point clouds are downsampled for a large range of data. The downsampling is for display only, it does not modify the data. This change makes display time faster. The functions also now support subplot.

## Support package for Xilinx Zynq-based hardware

The Computer Vision System Toolbox™ Support Package for Xilinx® Zynq®-Based Hardware supports verification and prototyping of vision algorithms on Zynq boards. HDL Coder™ is required for customizing the algorithms running on the FPGA fabric of the Zynq device. Embedded Coder® is required for customizing the algorithms running on the ARM® processor of the Zynq device.

- Target your video processing algorithms to Zynq hardware from Simulink®

- Stream HDMI signals into Simulink to explore designs with real data
- Generate HDL vision IP cores using HDL Coder
- Deploy algorithms and visualize using HDMI output on a screen

For additional information, see Computer Vision System Toolbox Support Package for Xilinx Zynq-Based Hardware.

## **C code generation support**

This release continues to add C code generation support to new and existing functions and objects.

- `rotationVectorToMatrix`
- `rotationMatrixToVector`
- `insertObjectAnnotation`

This release also adds new support for portable C code generation. You can generate C code for your specific target using any of the newly supported functions. The new support allows you to build the application for your target using a C++ compiler. The C++ compiler links to OpenCV (Version 2.4.9) libraries that you provide for the particular target. To build a standalone application, use `packNGo` with `'Hierarchical'` `packType`.

The newly supported functions for portable C code generation:

- `vision.CascadeObjectDetector`
- `detectBRISKFeatures`
- `detectFASTFeatures`
- `detectMSERFeatures`
- `disparity`
- `extractFeatures` for BRISK, FREAK, and SURF methods.
- `detectSURFFeatures`
- `vision.PeopleDetector`
- `vision.PointTracker`
- `matchFeatures`
- `opticalFlowFarneback`



---

## Future removal warning of several System objects

The Computer Vision System Toolbox begins removal of overlapping functionality with equivalent functions.

### Compatibility Considerations

Starting in this release, when you use any of the System objects listed in the table, MATLAB<sup>®</sup> issues a warning. Replace the use of the System object with the corresponding function.

| Computer Vision System Toolbox System object | Equivalent function   |
|--|---|
| <b>Analysis and Enhancement</b>              |   |
| vision.ContrasterAdjuster                    | imadjust, stretchlim  |
| vision.CornerDetector                        | detectHarrisFeatures , detectMinEigenFeatures ,cornerPoints         |
| vision.EdgeDetector                          | edge  |
| vision.HistogramEqualizer                    | histeq  |
| vision.OpticalFlow                           | opticalFlowLKDoG,opticalFlowLK, opticalFlowFarneback, opticalFlowHS |
| vision.BoundaryTracer                        | bwtraceboundary,bwboundaries  |
|  |   |
| <b>Conversions</b>                           |   |
| vision.Autothresher                          | graythresh, multithresh   |
| vision.ColorSpaceConverter                   | rgb2gray, rgb2ycbcr, makecform, applycform                          |
| vision.DemosaicInterpolator                  | demosaic  |
| vision.GammaCorrector                        | imadjust  |
| vision.ImageComplementer                     | imcomplement  |
| vision.ImageDataTypeConverter                | im2double,im2single, im2uint8, im2int16, im2uint16                  |
|  |   |
| <b>Filtering</b>                             |   |

| <b>Computer Vision System Toolbox<br/>System object</b> | <b>Equivalent function</b> |
|---|----------------------------|
| vision.ImageFilter                                      | imfilter                   |
| vision.MedianFilter2D                                   | medfilt2                   |
|   |                            |
| <b>Geometric Transformations</b>                        |                            |
| vision.GeometricTransformer                             | imwarp                     |
| vision.GeometricTransformEstimator                      | fitgeotrans                |
| vision.GeometricScaler                                  | imresize                   |
| vision.GeometricRotator                                 | imrotate                   |
| vision.GeometricTranslator                              | imtranslate                |
|   |                            |
| <b>Sinks and Sources</b>                                |                            |
| vision.BinaryFileWriter                                 | No support                 |
| vision.BinaryFileReader                                 | No support                 |
|   |                            |
| <b>Statistics</b>                                       |                            |
| vision.Histogram  | imhist                     |
| vision.PSNR   | psnr                       |
|   |                            |
| <b>Text &amp; Graphics</b>                              |                            |
| vision.MarkerInserter                                   | insertMarker               |
| vision.ShapeInserter                                    | insertShape                |
| vision.TextInserter                                     | insertText                 |
|   |                            |
| <b>Transforms</b>                                       |                            |
| vision.HoughTransform                                   | hough                      |
|   |                            |
| <b>Utilities</b>  |                            |

---

| <b>Computer Vision System Toolbox<br/>System object</b> | <b>Equivalent function</b> |
|---|----------------------------|
| <code>vision.ImagePadder</code>                         | <code>padarray</code>      |



# R2015b

**Version: 7.0**

**New Features**

**Bug Fixes**

**Compatibility Considerations**

## **3-D Shape Fitting: Fit spheres, cylinders, and planes into 3-D point clouds using RANSAC**

This release adds 3-D point cloud processing functions and classes to fit a sphere, cylinder, or plane to a point cloud.

- `pcfitsphere`
- `pcfitplane`
- `pcfitcylinder`
- `planeModel`
- `sphereModel`
- `cylinderModel`

## **Streaming Point Cloud Viewer: Visualize streaming 3-D point cloud data from sensors such as the Microsoft Kinect**

This release adds the `pcplayer` function for visualizing streaming 3-D point cloud data.

## **Point Cloud Normal Estimation: Estimate normal vectors of a 3-D point cloud**

This release adds the `pcnormals` function to estimate normal vectors for point clouds.

## **Farneback Optical Flow: Estimate optical flow vectors using the Farneback method**

This release adds the `opticalFlowFarneback` object that allows you to compute optical flow. This object supports C code generation.

## **LBP Feature Extraction: Extract local binary pattern features from a grayscale image**

This release adds the `extractLBPFeatures` function that extracts local binary patterns (LBP) from a grayscale image.

---

## **Multilanguage Text Insertion: Insert text into image data, with support for multiple languages**

This release adds the ability to insert a TrueType font with the `insertText` function. Also new, is the `listTrueTypeFonts` function to list available TrueType fonts on your system.

## **3-D point cloud extraction from Microsoft Kinect**

This release adds the `pcfromkinect` function to convert a Microsoft® Kinect depth and RGB image to a 3-D point cloud. To use this function you must have the Image Acquisition Toolbox™ installed.

## **3-D point cloud displays**

This release adds the `pcshow` function for plotting a 3-D point cloud. The release also adds the `pshowpair` function to visualize the differences between two point clouds.

## **Downsample point cloud using nonuniform box grid filter**

This release adds a new syntax to the `pcdownsample` function which returns a downsampled point cloud using a nonuniform box grid filter. The box grid filter can be used as a preprocessing step for point cloud registration.

## **Compute relative rotation and translation between camera poses**

This release adds the `cameraPose` function to compute the relative pose of a calibrated camera based on two views.

## **Warp block**

This release adds the Warp block. Use the Warp block to apply projective or affine transforms to an image. You can use this block to transform the entire image or portions of the image with either a polygon or rectangular region of interest (ROI). This block replaces the Apply Geometric Transformation block.

## **Compatibility Considerations**

Apply Geometric Transformation block will be removed in a future release. Use the Warp block instead.

## **GPU support for FAST feature detection**

This release adds GPU acceleration for the `detectFASTFeatures` function. GPU acceleration for this function requires Parallel Computing Toolbox™.

## **Camera calibration optimization options**

This release adds new properties to the `estimateCameraParameters` function that provide the ability to supply an initial guess for calibration parameters prior to optimization.

## **C code generation support**

This release continues to add C code generation support to new and existing functions and objects.

- `cameraPose`
- `detectCheckerboardPoints`
- `extractLBPFeatures`
- `generateCheckerboardPoints`
- `insertText`
- `opticalFlowFarneback`

## **Examples for face detection, tracking, 3-D reconstruction, and point cloud registration and display**

This release adds the following new featured examples:

- The Face Detection and Tracking Using Live Video Acquisition example shows how to automatically detect and track a face in a live video stream, using the KLT algorithm.
- The Tracking Pedestrians from a Moving Car example shows how to perform automatic detection and tracking of people in a video from a moving camera.
- The Structure From Motion From Two Views example shows you how to generate a point cloud from features matched between two images taken with a calibrated camera.
- The 3-D Point Cloud Registration and Stitching example shows how to combine multiple point clouds to reconstruct a 3-D scene using iterative closest point (ICP) algorithm.



---

## Example using Vision HDL Toolbox for noise removal and image sharpening

This release, the Vision HDL Toolbox™ product adds the Noise Removal and Image Sharpening featured example. This example shows how to implement a front-end module of an image processing design. This front-end module removes noise and sharpens the image to provide a better initial condition for the subsequent processing.

## Removed video package from Computer Vision System Toolbox

This release removes the use of the `video` package. It was replaced with the use of the `vision` package name.

## Compatibility Considerations

Replace the use of the `video` name with `vision`.

## Morphological System objects future removal warning

The Computer Vision System Toolbox begins removal of overlapping functionality with equivalent functions in the Image Processing Toolbox™.

## Compatibility Considerations

Starting in this release, when you use any of the morphological System objects, MATLAB issues a warning. Replace the use of the System object with the corresponding Image Processing Toolbox function.

| Computer Vision System Toolbox System object | Equivalent Image Processing Toolbox function |
|--|--|
| <code>vision.MorphologicalDilate</code>      | <code>imdilate</code>                        |
| <code>vision.MorphologicalOpen</code>        | <code>imopen</code>                          |
| <code>vision.MorphologicalClose</code>       | <code>imclose</code>                         |
| <code>vision.MorphologicalErode</code>       | <code>imerode</code>                         |
| <code>vision.MorphologicalBottomHat</code>   | <code>imbothat</code>                        |
| <code>vision.MorphologicalTopHat</code>      | <code>imtophat</code>                        |

| Computer Vision System Toolbox System object  | Equivalent Image Processing Toolbox function                |
|---|---|
| <code>vision.ConnectedComponentLabeler</code> | <code>bwlabel</code> or <code>bwlabeln</code> (n-D version) |

## No edge smoothing in outputs of `undistortImage` and `rectifyStereoImages`

The `undistortImage` and `rectifyStereoImages` functions were modified in version 7.0 of the Computer Vision System Toolbox (MATLAB R2015b).

### Compatibility Considerations

Previous versions of these functions smoothed the edges of the output image. The current versions do not smooth the image borders in order to increase speed.

## VideoFileReader play count

The `vision.VideoFileReader PlayCount` default value was changed from `inf` to `1`.

### Compatibility Considerations

Any `vision.VideoFileReader` objects saved in previous versions and loaded into R2015b (or later) will loop continuously.

# R2015a

**Version: 6.2**

**New Features**

**Bug Fixes**

**Compatibility Considerations**

## **3-D point cloud functions for registration, denoising, downsampling, geometric transformation, and PLY file reading and writing**

This release adds 3-D point cloud processing functions. It also adds an object for storing a point cloud, and functions to read and write point cloud files in a PLY format.

- `pctransform`
- `pcregrigid`
- `pcmerge`
- `pcdownsample`
- `pcdenoise`
- `pointCloud`
- `pcread`
- `pcwrite`

## **Image search and retrieval using bag of visual words**

This release adds functionality for searching large image collections. It adds the `retrieveImages`, `evaluateImageRetrieval`, and `indexImages` functions, and the `invertedImageIndex` object.

## **User-defined feature extractor for bag-of-visual-words framework**

This release adds the ability to define a custom feature extractor to use with the `bagOfFeatures` framework.

## **C code generation for eight functions, including `rectifyStereoImages` and `vision.DeployableVideoPlayer` on Mac**

This release adds C code generation support to eight functions, one `System` object, and one block. Additionally, the new optical flow functions support C code generation.

- `rectifyStereoImages`
- `reconstructScene`

- 
- `undistortImage`
  - `triangulate`
  - `extrinsics`
  - `cameraMatrix`
  - `cameraParameters`
  - `stereoParameters`
  - `vision.DeployableVideoPlayer`
  - To Video Display block on the Mac
  - `opticalFlow`
  - `opticalFlowHS`
  - `opticalFlowLK`
  - `opticalFlowLKDoG`

## **Mac support for `vision.DeployableVideoPlayer` and To Video Display block**

This release enables the `vision.DeployableVideoPlayer` System object and the To Video Display block on the Mac. These players are capable of displaying high-definition video at high frame rates.

## **Compatibility Considerations**

The player displays frames at the rate of the video input. Setting the `FrameRate` property has no effect on changing the rate of the display. The `FrameRate` property will be removed in a future release.

## **Plot camera figure in 3-D coordinate system**

This release adds the `plotCamera` function. The function returns a camera visualization object to plot a camera figure in the current axes.

## **Line width for `insertObjectAnnotation`**

This release introduces a `LineWidth` property for the `insertObjectAnnotation` function. Setting this property enables you to modify the line width of inserted annotations.

## **Upright option for extractFeatures**

This release introduces the Upright property for the extractFeatures function. This property enables you to restrict extracted features to an upright orientation only.

## **Rotate integral images in integralImage, integralKernel, and integralFilter functions**

This release introduces rotated summed area table (RSAT) support to the integralImage, integralKernel, and integralFilter functions.

## **Performance improvements**

- detectCheckerboardPoints and estimateCameraParameters functions
- integralFilter function
- vision.DeployableVideoPlayer System object
- To Video Display block

## **Optical flow functions and object**

This release adds the opticalFlowHS, opticalFlowLK, and opticalFlowLKDoG functions. These functions enable you to compute optical flow using the Horn-Schunck and Lucas-Kanade methods. This release also adds the opticalFlow object for storing optical flow velocity matrices. The functions and the object support C code generation.

## **Examples for image retrieval, 3-D point cloud registration and stitching, and code generation for depth estimation from stereo video**

- Image Retrieval Using Customized Bag-of-Features
- 3-D Point Cloud Registration and Stitching
- Code Generation for Depth Estimation From Stereo Video

# R2014b

**Version: 6.1**

**New Features**

**Bug Fixes**

## Stereo camera calibration app

This release adds a stereo calibration app. You can use the app to calibrate a stereo camera. Use the `stereoCameraCalibrator` function to invoke the app. See the [Stereo Calibration Using the Stereo Camera Calibrator App](#) tutorial.

## imageSet class for handling large collections of image files

This release adds the `imageSet` class for managing large collections of image files. Use the `imageSet` `partition` method to create subsets of image sets. You can use these subsets to provide training and validation images for classification.

## Bag-of-visual-words suite of functions for image category classification

This release adds a suite of functions to support the bag-of-features workflow. The workflow allows you to manage your image collections and partition them into training and validation sets. It constructs a bag of visual words for use in image category classification. The training and classification includes support for Parallel Computing Toolbox.

- `imageSet`
- `bagOfFeatures`
- `trainImageCategoryClassifier` (requires Statistics and Machine Learning Toolbox™)
- `imageCategoryClassifier` (requires Statistics and Machine Learning Toolbox)

## Approximate nearest neighbor search method for fast feature matching

This release provides updates to the `matchFeatures` function. The update replaces previous matching methods with 'Exhaustive' and 'Approximate' Nearest Neighbor methods. It also adds the `Unique` match logical property to only return unique matches from the input feature set.

As a result of this update, the following methods and properties were removed:

- 'NearestNeighborRatio', 'NearestNeighborSymmetric', and 'Threshold' matching methods
- 'normxcorr' normalized cross-correlation metric and the 'Prenormalized' properties



---

Use the following new methods to match the behavior of the removed properties.

| Previous Match Method      | Set New Match Method   |
|----------------------------|--|
| 'NearestNeighborRatio'     | Set the Method property to 'Exhaustive' and the Unique property to false.                    |
| 'NearestNeighborSymmetric' | Set the Method property to 'Exhaustive', the Unique property to true, and the MaxRatio to 1. |

### 3-D point cloud visualization function

This release adds the showPointCloud function for plotting point clouds.

### 3-D point cloud extraction from Kinect

This release adds the depthToPointCloud function to convert a Kinect depth image to a 3-D point cloud. This function requires the Image Acquisition Toolbox.

### Kinect color image to depth image alignment

This release adds the alignColorToDepth function for registering a Kinect color image to a depth image. This function requires the Image Acquisition Toolbox.

### Point locations from stereo images using triangulation

This release adds the triangulate function. You can use this function to find 3-D locations of matching points in stereo images.

### Red-cyan anaglyph from stereo images

This release adds the stereoAnaglyph function. Use this function to combine stereo images to form an anaglyph, which can be viewed with red-blue stereo glasses.

### Point coordinates correction for lens distortion

This release adds the undistortPoints function. Use this function to remove the effects of lens distortion from individual point locations.

## Camera projection matrix

This release adds the `cameraMatrix` function. You can use the matrix returned by this function to project 3-D world points in homogeneous coordinates into an image.

## Calculation of calibration standard errors

This release adds the ability to return the standard errors incurred during the camera calibration process. The `estimateCameraParameters` function returns the errors. You can use the errors to evaluate the quality of the camera calibration. You can return errors for both single and stereo camera calibration.

## Live image capture in Camera Calibrator app

You can now do live camera calibration using the Camera Calibrator app. The new **Image Capture** tab allows you to bring live images from USB Webcams into the app. Previously, you had to save your images to disk and manually add them into the app.

The image capture functionality in the Camera Calibrator app allows you to:

- Capture live images from USB Webcams
- Browse the captured images
- Save acquired images
- Integrate between image acquisition and calibration
- Control camera properties, such as brightness and contrast.

Use the `cameraCalibrator` function to open the app. Then select **Add Images > From camera** to open the **Image Capture** tab. Select your device, set any properties, and define the capture settings. You can then capture images and calibrate the camera.

## Region of interest (ROI) copy and paste support for Training Image Labeler app

This release adds the ability to copy-and-paste regions of interest within the Training Image Labeler app.

---

## **Non-maximal suppression of bounding boxes for object detection**

This release adds the `bboxOverlapRatio` and the `selectStrongestBbox` functions. Use `bboxOverlapRatio` to compute the overlap ratio between pairs of bounding boxes. Use `selectStrongestBbox` to select the strongest bounding boxes from overlapping clusters.

## **Linux support for deployable video player**

This release adds Linux<sup>®</sup> support for the `To Video Display` block and the `vision.DeployableVideoPlayer` System object. This added support includes the ability to generate code.

## **GPU support for Harris feature detection**

This release adds GPU acceleration for the `detectHarrisFeatures` function. GPU acceleration for this function requires Parallel Computing Toolbox.

## **Extended language support package for optical character recognition (OCR)**

This release adds the ability to download additional language support for the `ocr` function. You can use the `visionSupportPackages` function to download the language support package.

## **Support package for OpenCV Interface**

This release adds a support package to help you integrate your OpenCV C++ code into MATLAB. It lets you build MEX files that calls OpenCV functions. You can use the `visionSupportPackages` function to download the OpenCV Interface support package.

## **Convert format of rectangle to a list of points**

This release adds the `bbox2points` function. You can use this function to convert a rectangle, specified as `[x, y, width, height]`, into a list of `[x, y]` points.

## **Bag-of-visual-words, stereo vision, image stitching, and tracking examples**

This release adds several new examples.

- Pedestrian tracking from a moving car
- Image classification using bag-of-visual-words workflow
- Face tracking from a web cam
- Evaluate camera calibration results
- Image stitching
- Depth estimation from a stereo video
- Code generation with PackNGo

# R2014a

**Version: 6.0**

**New Features**

**Bug Fixes**

**Compatibility Considerations**

## **Stereo vision functions for rectification, disparity calculation, scene reconstruction, and stereo camera calibration**

This release adds a suite of stereo vision algorithms to the Computer Vision System Toolbox.

- `rectifyStereoImages` for stereo rectification.
- `reconstructScene` for computing dense 3-D reconstruction based on a disparity map.
- `extrinsics` for computing location of a calibrated camera.
- `stereoParameters` object for storing stereo system parameters.
- `detectCheckerboardPoints` extended to support stereo calibration
- `disparity` adds new method for semi-global block matching.
- `estimateCameraParameters` extended to calibrate stereo cameras.
- `cameraParameters` object for storing camera parameters.
- `showExtrinsics` extended to support stereo cameras.
- `showReprojectionErrors` extended to support stereo cameras.

## **Compatibility Considerations**

This release modifies the `disparity` function's default method for block matching. The new `SemiGlobal` default method may produce different results in code created that used the previous `BlockMatching` default method. To obtain the same results, set the 'Method' property to 'BlockMatching'.

## **Optical character recognition (OCR)**

This release adds the `ocr` function and `ocrText` object. You can use the `ocr` function to recognize text using optical character recognition. The `ocrText` object stores optical character recognition results.

## **Binary Robust Invariant Scalable Keypoints (BRISK) feature detection and extraction**

This release adds the `detectBRISKFeatures` function. You can use the Binary Robust Invariant Scalable Keypoints (BRISK) algorithm to detect multi-scale corner features. This release also adds the `BRISKPoints` object to store the BRISK detection results. This release adds BRISK descriptor to the `extractFeatures`.

---

## App for labeling images for training cascade object detectors

This release adds a Training Image Labeler app. The app can be used to select regions of interest in images for the purpose of training a classifier. You can invoke the app by using the `trainingImageLabeler` function. See the Label Images for Classification Model Training tutorial.

## C code generation for Harris and minimum eigenvalue corner detectors using MATLAB Coder

This release adds C code generation support for the `detectHarrisFeatures` and `detectMinEigenFeatures` functions. This release also adds C code generation to the `estimateGeometricTransform` function.

## Line width control for insertShape function and Draw Shapes block

This release adds line thickness control to the `insertShape` function and the Draw Shapes.

## Replacing vision.CameraParameters with cameraParameters

This release replaces the `vision.CameraParameters` object with the `cameraParameters` object. The new object contains identical functionality.

## Compatibility Considerations

You must replace the `vision.CameraParameters` with `cameraParameters` object in your code. If you attempt to create a `vision.CameraParameters` object, MATLAB returns an error.

## Output view modes and fill value selection added to undistortImage function

This release adds new output view modes and fill value selection to the `undistortImage` function. You can control the output view size by setting the `OutputView` property. You can also set the fill value with the `FillValues` property.

## **Generated code optimized for the matchFeatures function and vision.ForegroundDetector System object**

This release provides generated code optimization for the matchFeatures function and the vision.ForegroundDetector System object on a Windows<sup>®</sup>, Linux, Mac OS platform.

## **Merging mplay viewer into implay viewer**

This release merges the mplay viewer function from the Computer Vision System Toolbox into the implay function in Image Processing Toolbox.

## **Compatibility Considerations**

Use the implay function with functionality identical to mplay. The mplay function will be removed in a future release.

## **MPEG-4 and JPEG2000 file formats added to vision.VideoFileWriter System object and To Multimedia File block**

This release adds support for writing MPEG-4 and JPEG 2000 file formats with the vision.VideoFileWriter object and the To Multimedia File block.

## **Region of interest (ROI) support added to detectMSERFeatures and detectSURFFeatures functions**

This release adds region of interest (ROI) support to the detectMSERFeatures and detectSURFFeatures functions.

## **MATLAB code script generation added to Camera Calibrator app**

This release adds MATLAB code script generation to the Camera Calibrator app.

## **Featured examples for text detection, OCR, 3-D reconstruction, 3-D dense reconstruction, code generation, and image search**

This release the Computer Vision System Toolbox adds several new featured examples:



- 
- Automatically Detect and Recognize Text in Natural Images
  - Image Search using Point Features
  - Recognize Text Using Optical Character Recognition (OCR)
  - Code Generation for Feature Matching and Registration (updated)
  - Stereo Calibration and Scene Reconstruction
  - Sparse 3-D Reconstruction From Multiple Views

### **Play count default value updated for video file reader**

This release the Computer Vision System Toolbox modifies the default value from `inf` to `1` for the `PlayCount` property of the `VideoFileReader` System object. This change allows proper functionality while using the `isDone` method.



# R2013b

**Version: 5.3**

**New Features**

**Bug Fixes**

**Compatibility Considerations**

## **Camera intrinsic, extrinsic, and lens distortion parameter estimation using camera calibration app**

This release adds a camera calibration app. The app can be used to estimate camera intrinsic and extrinsic parameters, and to compute parameters needed to remove the effects of lens distortion from an image. You can invoke the calibrator using the `cameraCalibrator` function. See the Find Camera Parameters with the Camera Calibrator tutorial.

## **Camera calibration functions for checkerboard pattern detection, camera parameter estimation, correct lens distortion, and visualization of results**

This release adds a suite of functions that, when used together, provide a workflow to calibrate a camera:

- `detectCheckerboardPoints`
- `estimateCameraParameters`
- `generateCheckerboardPoints`
- `showExtrinsics`
- `showReprojectionErrors`
- `undistortImage`
- `vision.CameraParameters`

## **Histogram of Oriented Gradients (HOG) feature extractor**

This release adds the `extractHOGFeatures` descriptor function. The extracted features encode local shape information from regions within an image. You can use this function for many tasks including classification, detection, and tracking.

## **C code generation support for 12 additional functions**

This release adds C code generation support for several Computer Vision System Toolbox functions, classes, and System objects.

- `extractHOGFeatures`
- `extractFeatures`

- 
- `detectSURFFeatures`
  - `disparity`
  - `detectMSERFeatures`
  - `detectFASTFeatures`
  - `vision.CascadeObjectDetector`
  - `vision.PointTracker`
  - `vision.PeopleDetector`
  - `MSERRegions`
  - `cornerPoints`
  - `SURFPoints`

## **System objects `matlab.system.System` warnings**

The `System` object base class, `matlab.system.System` has been replaced by `matlab.System`. If you use `matlab.system.System` when defining a new `System` object, a warning message results.

## **Compatibility Considerations**

Change all instances of `matlab.system.System` in your `System` objects code to `matlab.System`.

## **Restrictions on modifying properties in `System` object `Impl` methods**

When defining a new `System` object, certain restrictions affect your ability to modify a property.

You cannot use any of the following methods to modify the properties of an object:

- `cloneImpl`
- `getDiscreteStateImpl`
- `getDiscreteStateSpecificationImpl`
- `getNumInputsImpl`
- `getNumOutputsImpl`
- `getOutputDataTypeImpl`

- `getOutputSizeImpl`
- `isInputDirectFeedthroughImpl`
- `isOutputComplexImpl`
- `isOutputFixedSizeImpl`
- `validateInputsImpl`
- `validatePropertiesImpl`

This restriction is required by code generation, which assumes that these methods do not change any property values. These methods are validation and querying methods that are expected to be constant and should not impact the algorithm behavior.

Also, if either of the following conditions exist:

- You plan to generate code for the object
- The object will be used in the MATLAB System block

you cannot modify tunable properties for any of the following runtime methods:

- `outputImpl`
- `processTunedPropertiesImpl`
- `resetImpl`
- `setupImpl`
- `stepImpl`
- `updateImpl`

This restriction prevents tunable parameter updates within the object from interfering with updates from outside the generated code. Tunable parameters can only be changed from outside the generated code.

## Compatibility Considerations

If any of your class definition files contain code that changes a property in one of the above `Impl` methods, move that property code into an allowable `Impl` method. Refer to the System object `Impl` method reference pages for more information.

# R2013a

**Version: 5.2**

**New Features**

**Bug Fixes**

**Compatibility Considerations**

## **Cascade object detector training using Haar, Histogram of Oriented Gradients (HOG), and Local Binary Pattern (LBP) features**

This release adds the `trainCascadeObjectDetector` function for Haar, Histogram of Oriented Gradients (HOG), and Local Binary Pattern (LBP) features. The function creates a custom classification model to use with the `vision.CascadeObjectDetector` cascade object detector.

## **Fast Retina Keypoint (FREAK) algorithm for feature extraction**

This release adds the Fast Retina Keypoint (FREAK) descriptor algorithm to the `extractFeatures` function. This function now supports the FREAK method for descriptor extraction.

## **Hamming distance method for matching features**

This release adds the Hamming distance method to the `matchFeatures` function in support of binary features produced by descriptors such as the FREAK method for extraction. It also adds the new `binaryFeatures` object, which is an output of the `extractFeatures` function and serves as an input to the `matchFeatures` function.

## **Multicore support in matchFeatures function and ForegroundDetector System object**

This release brings multicore performance improvements for the `matchFeatures` function and the `vision.ForegroundDetector` detector.

## **Functions for corner detection, geometric transformation estimation, and text and graphics overlay, augmenting similar System objects**

This release adds several new functions. For corner detection, the new `detectHarrisFeatures`, `detectMinEigenFeatures`, and `detectFASTFeatures` functions. The `insertText`, `insertMarker`, and `insertShape` functions for inserting text, markers, and shapes into images and video. Lastly, the `estimateGeometricTransform` function for estimating a geometric transform from putatively matched point pairs.



---

## **Error-out condition for old coordinate system**

This release ends support for the row-column coordinate system for the Computer Vision System Toolbox algorithms. All blocks are replaced with blocks using [x y] coordinates, and all functions and System objects are updated to use the one-based [x y] convention. Using any MATLAB or Simulink related algorithms will error out when using RC-based functions or blocks.

## **Compatibility Considerations**

Conventions for indexing, spatial coordinates, and representation of geometric transforms were changed in R2011b to provide improved interoperability with the Image Processing Toolbox product. Beginning in this release, all Computer Vision System Toolbox blocks, functions, classes, and System objects will only operate in the [x y] coordinate system. Blocks affected by the [x y] coordinate system should be replaced with blocks of the same name from the Vision library. Adjust your models, code, and data as necessary.

For extended details on the coordinate system change, see “Conventions Changed for Indexing, Spatial Coordinates, and Representation of Geometric Transforms” on page 11-2 R2011b Release Notes.

## **Support for nonpersistent System objects**

You can now generate code for local variables that contain references to System objects. In previous releases, you could not generate code for these objects unless they were assigned to persistent variables.

## **New method for action when System object input size changes**

The new `processInputSizeChangeImpl` method allows you to specify actions to take when an input to a System object you defined changes size. If an input changes size after the first call to `step`, the actions defined in `processInputSizeChangeImpl` occur when `step` is next called on that object.

## **Scaled double data type support for System objects**

System objects now support scaled double data types.

## Scope Snapshot display of additional scopes in Simulink Report Generator

Using Simulink Report Generator™ software, you can include snapshots of the display produced by a Scope block in a generated report. The Scope Snapshot component, which inserts images of the Simulink Scope block and XY Graph block, now supports the Video Viewer block in Computer Vision System Toolbox software.

---

**Note:** This feature requires that you have a license for the Simulink Report Generator product.

---

For more information, see the Simulink Report Generator product documentation.

# R2012b

**Version: 5.1**

**New Features**

**Bug Fixes**

**Compatibility Considerations**

## **Kalman filter and Hungarian algorithm for multiple object tracking**

The `vision.KalmanFilter` object is designed for object tracking. You can use it to predict an object's future location, to reduce noise in the detected location, or to help associate multiple objects with their corresponding tracks. The `configureKalmanFilter` function helps you to set up the Kalman filter object.

The `assignDetectionsToTracks` function assigns detections to tracks in the context of multiple object tracking using the James Munkres' variant of the Hungarian assignment algorithm. The function also determines which tracks are missing, and which detections should begin a new track.

## **Image and video annotation for detected or tracked objects**

The `insertObjectAnnotation` function inserts labels and corresponding circles or rectangles into an image or video to easily display tracked objects. You can use it with either a grayscale or true color image input.

## **Kanade-Lucas-Tomasi (KLT) point tracker**

The `vision.PointTracker` object tracks a set of points using the Kanade-Lucas-Tomasi (KLT), feature tracking algorithm. You can use the point tracker for video stabilization, camera motion estimation, and object tracking.

## **HOG-based people detector**

The `vision.PeopleDetector` object detects people in an input image using the Histogram of Oriented Gradient (HOG) features and a trained Support Vector Machine (SVM) classifier. The object detects unoccluded people in an upright position.

## **Video file reader support for H.264 codec (MPEG-4) on Windows 7**

This release adds H.264 codec (MPEG-4) video formats for Windows 7 operating systems.

## **Show matched features display**

The `showMatchedFeatures` function displays corresponding feature points. It displays a falsecolor overlay of two images with a color-coded plot of the corresponding points connected by a line.

---

## Matching methods added for match features function

This release enhances the `matchFeatures` function for applications in computing the fundamental matrix, stereo vision, registration, and object detection. It provides three different matching methods: simple threshold match, unique matches, and unambiguous matches.

## Compatibility Considerations

The new implementation of `matchFeatures` uses different default value for the `method` parameter. If you need the same results as those produced by the previous implementation, set the `Method` parameter with syntax:  
`matchFeatures(FEATURES1, FEATURES2, 'Method', 'NearestNeighbor_old', ...)`.

## Kalman filter for tracking tutorial

The Kalman filter is a popular tool for object tracking. The Using Kalman Filter for Object Tracking example helps you to understand how to setup and use the `vision.KalmanFilter` object and the `configureKalmanFilter` function to track objects.

## Motion-based multiple object tracking example

The Motion-Based Multiple Object Tracking example shows you how to perform automatic detection and motion-based tracking of moving objects in a video from a stationary camera.

## Face detection and tracking examples

The Face Detection and Tracking example shows you how to automatically detect and a track a face. The Face Detection and Tracking Using the KLT Algorithm example uses the Kanade-Lucas-Tomasi (KLT) algorithm and shows you how to automatically detect a face and track it using a set of feature points.

## Stereo image rectification example

This release enhances the Stereo Image Rectification example. It uses SURF feature detection with the `estimateFundamentalMatrix`, `estimateUncalibratedRectification`, and

detectSURFFeatures functions to compute the rectification of two uncalibrated images, where the camera intrinsics are unknown.

## **System object tunable parameter support in code generation**

You can change tunable properties in user-defined System objects at any time, regardless of whether the object is locked. For System objects predefined in the software, the object must be locked. In previous releases, you could tune System object properties only for a limited number of predefined System objects in generated code.

## **save and load for System objects**

You can use the `save` method to save System objects to a MAT file. If the object is locked, its state information is saved, also. You can recall and use those saved objects with the `load` method.

You can also create your own `save` and `load` methods for a System object you create. To do so, use the `saveObjectImpl` and `loadObjectImpl`, respectively, in your class definition file.

## **Save and restore SimState not supported for System objects**

The Save and Restore Simulation State as SimState option is no longer supported for any System object in a MATLAB Function block. This option was removed because it prevented parameter tunability for System objects, which is important in code generation.

## **Compatibility Considerations**

If you need to save and restore simulation states, you may be able to use a corresponding Simulink block, instead of a System object.

# R2012a

**Version: 5.0**

**New Features**

**Bug Fixes**

**Compatibility Considerations**

## Dependency on DSP System Toolbox and Signal Processing Toolbox Software Removed

The DSP System Toolbox™ and Signal Processing Toolbox™ software are no longer required products for using Computer Vision System Toolbox software. As a result, a few blocks have been modified or removed.

### Audio Output Sampling Mode Added to the From Multimedia File Block

The From Multimedia File block now includes a new parameter, which allows you to select frame- or sample-based audio output. If you do not have a DSP System Toolbox license and you set this parameter for frame-based processing, your model will return an error. The Computer Vision System Toolbox software uses only sample-based processing.

### Kalman Filter and Variable Selector Blocks Removed from Library

This release removes the Kalman Filter and Variable Selector Blocks from the Computer Vision System Toolbox block library.

## Compatibility Considerations

To use these blocks or to run a model containing these blocks, you must have a DSP System Toolbox license.

### 2-D Median and 2-D Histogram Blocks Replace Former Median and Histogram Blocks

The Median and Histogram blocks have been removed. You can replace these blocks with the 2-D Median and the 2-D Histogram blocks.

## Compatibility Considerations

Replace these blocks in your models with the new 2-D blocks from the Computer Vision System Toolbox library.

### Removed Sample-based Processing Checkbox from 2-D Maximum, 2-D Minimum, 2-D Variance, and 2-D Standard Deviation Blocks

This release removes the **Treat sample-based row input as a column** checkbox from the 2-D Maximum, 2-D Minimum, 2-D Variance, and 2-D Standard Deviation statistics blocks.



---

## Compatibility Considerations

Modify your code accordingly.

## New Viola-Jones Cascade Object Detector

The `vision.CascadeObjectDetector` System object uses the Viola-Jones algorithm to detect objects in an image. This detector includes Haar-like features and a cascade of classifiers. The cascade object detector is pretrained to detect faces, noses and other objects.

## New MSER Feature Detector

The `detectMSERFeatures` function detects maximally stable extremal regions (MSER) features in a grayscale image. You can use the `MSERRegions` object, returned by the function, to manipulate and plot MSER features.

## New CAMShift Histogram-Based Tracker

The `vision.HistogramBasedTracker` System object uses the continuously adaptive mean shift (CAMShift) algorithm for tracking objects. It uses the histogram of pixel values to identify the object.

## New Integral Image Computation and Box Filtering

The `integralKernel` object with the `integralImage` and `integralFilter` functions use integral images for filtering an image with box filters. The speed of the filtering operation is independent of the filter size, making it ideally suited for fast analysis of images at different scales.

## New Demo to Detect and Track a Face

This release provides a new demo, Face Detection and Tracking. This example shows you how to develop a simple face tracking system by detecting a face, identifying its facial features, and tracking it.

## Improved MATLAB Compiler Support

MATLAB Compiler™ now supports `detectSURFFeatures` and disparity functions.

## Code Generation Support

The `vision.HistogramBasedTracker` and `vision.CornerDetector` System objects now support code generation. See *About MATLAB Coder* for more information about code generation.

## Conversion of Error and Warning Message Identifiers

This release changes error and warning message identifiers.

## Compatibility Considerations

If you have scripts or functions using message identifiers that have changed, you must update the code to use the new identifiers. Typically, you use message identifiers to turn off specific warning messages. You can also use them in code that uses a `try/catch` statement and performs an action based on a specific error identifier.

For example, the `<'XXXXX:old:ID'>` identifier has changed to `<'new:similar:ID'>`. If your code checks for `<'XXXXX:old:ID'>`, you must update it to check for `<'new:similar:ID'>` instead.

To determine the identifier for a warning, run the following command just after you see the warning:

```
[MSG,MSGID] = lastwarn;
```

This command saves the message identifier to the variable `MSGID`.

To determine the identifier for an error that appears at the MATLAB prompt, run the following command just after you see the error.

```
exception = MException.last;  
MSGID = exception.identifier;
```

---

**Note:** Warning messages indicate a potential issue with your code. While you can turn off a warning, a suggested alternative is to change your code without producing a warning.

---

---

## System Object Updates

### Code Generation for System Objects

System objects defined by users now support C code generation. To generate code, you must have the MATLAB Coder™ product.

### New System Object Option on File Menu

The File menu on the MATLAB desktop now includes a **New > System object** menu item. This option opens a System object class template, which you can use to define a System object class.

### Variable-Size Input Support for System Objects

System objects that you define now support inputs that change size at runtime.

### Data Type Support for User-Defined System Objects

System objects that you define now support all MATLAB data types as inputs and outputs.

### New Property Attribute to Define States

R2012a adds the new `DiscreteState` attribute for properties in your System object class definition file. Discrete states are values calculated during one step of an object's algorithm that are needed during future steps.

### New Methods to Validate Properties and Get States from System Objects

The following methods have been added:

- `validateProperties` – Checks that the System object is in a valid configuration. This applies only to objects that have a defined `validatePropertiesImpl` method
- `getDiscreteState` – Returns a `struct` containing a System object's properties that have the `DiscreteState` attribute

### `matlab.system.System` changed to `matlab.System`

The base System object class name has changed from `matlab.system.System` to `matlab.System`.

## **Compatibility Considerations**

The previous `matlab.system.System` class will remain valid for existing `System` objects. When you define new `System` objects, your class file should inherit from the `matlab.System` class.

# R2011b

**Version: 4.1**

**New Features**

**Bug Fixes**

**Compatibility Considerations**

## Conventions Changed for Indexing, Spatial Coordinates, and Representation of Geometric Transforms

Conventions for indexing, spatial coordinates, and representation of geometric transforms have been changed to provide improved interoperability with the Image Processing Toolbox product.

### Running your Code with New Conventions

| How to run code                            | Solution   |
|--|--|
| Written with R2011b or later<br>(New User) | <p>You can safely ignore the warning, and turn it off. Your code will use the one-based [x y] coordinate system.</p> <p>To turn the warning off, place the following command in your startup.m file:<br/> <code>warning('off','vision:transition:usesOldCoordinates')</code></p>   |
| Written prior to R2011b                    | <p>To run your pre-R2011b code using the zero-based [row column] conventions, invoke <code>vision.setCoordinateSystem('RC')</code> command prior to running your code.</p> <p>Support for the pre-R2011b coordinate system will be removed in a future release. You should update your code to use R2011b coordinate system conventions.</p> <p>To turn the warning off, place the following command in your startup.m file:<br/> <code>warning('off','vision:transition:usesOldCoordinates')</code></p> |

### One-Based Indexing

The change from zero-based to one-based indexing simplifies the ability to blend Image Processing Toolbox functionality with Computer Vision System Toolbox algorithms and visualization functions.

### Coordinate System Convention

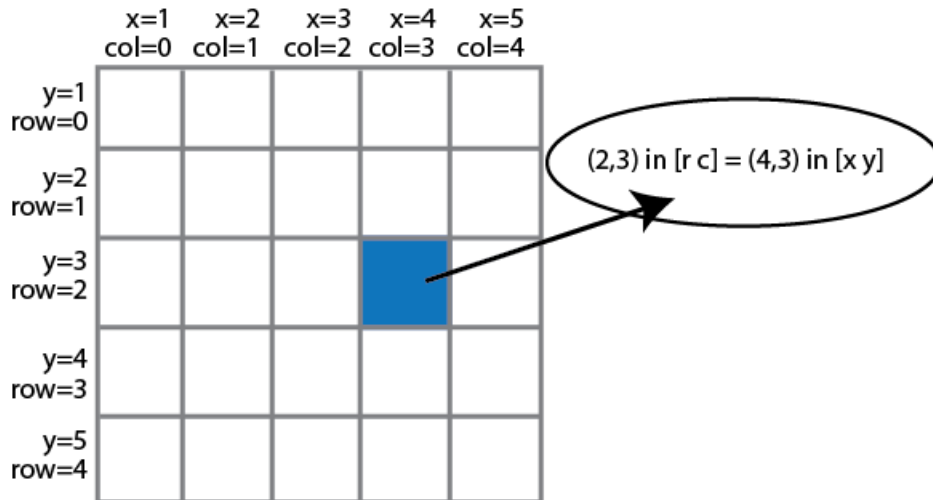
Image locations in the Computer Vision System Toolbox are now expressed in [x y] coordinates, not in [row column]. The orientation of matrices containing image locations has changed. In previous releases, the orientation was a 2-by- $N$  matrix of zero-based [row column] point coordinates. Effective in R2011b, the orientation is an  $M$ -by-2 matrix

---

of one-based [x y] point coordinates. Rectangular ROI representation changed from [r c height width] to [x y width height].

**Example: Convert a point represented in the [r c] coordinate system to a point in the [x y] coordinate system**

Convert your data to be consistent with MATLAB and the Image Processing Toolbox coordinate systems by switching the order indexing and adding 1 to each dimension. The *row* index dimension corresponds to the *y* index, and the *column* index corresponds to the *x* index. The following figure shows the equivalent row-column and x-y coordinates for a pixel location in an image.



The following MATLAB code converts point coordinates from an [r c] coordinate system to the [x y] coordinate system:

```
ptsRC = [2 0; 3 5] % Two RC points at [2 3] and [0 5]
ptsXY = fliplr(ptsRC'+1) % RC points converted to XY
```

**Example: Convert a bounding box represented in the [r c] coordinate system to the [x y] coordinate system**

```
% Two bounding boxes represented as [r c height width]
% First box is [2 3 10 5] and the second box is [0 5 15 10]
bboxRC = [2 0; 3 5; 10 15; 5 10]
% Convert the boxes to XY coordinate system format [x y width height]
bboxXY = [fliplr(bboxRC(1:2,:))'+1 fliplr(bboxRC(3:4,:))']
```

### Example: Convert an affine geometric transformation matrix represented in the [r c] coordinate system to the [x y] coordinate system

```
% Transformation matrix [h1 h2 h3; h4 h5 h6] represented in RC coordinates
tformRC = [5 2 3; 7 8 13]
% Transformation matrix [h5 h2; h4 h1; h6 h3] represented in XY coordinates
temp = rot90(tformRC,3);
tformXY = [flipud(temp(1:2,:)); temp(3,:)]
```

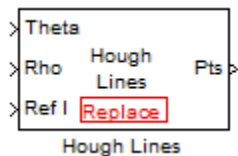
**Note:** You cannot use this code to remap a projective transformation matrix. You must derive the tformXY matrix from your data.

See Expressing Image Locations for an explanation of pixel and spatial coordinate systems.

### Migration to [x y] Coordinate System

By default, all Computer Vision System Toolbox blocks, functions, and System objects are set to operate in the [x y] coordinate system. Use the `vision.setCoordinateSystem` and `vision.getCoordinateSystem` functions to help you migrate your code, by enabling you to revert to the previous coordinate system until you can update your code. Use `vision.setCoordinateSystem('RC')` call to set the coordinate system back to the zero-based [r c] conventions .

For Simulink users, blocks affected by the [x y] coordinate system should be replaced with blocks of the same name from the Vision library. Old blocks are marked with a red “Replace” badge. The following figure shows the Hough Lines block, as it would appear with the Replace badge, indicating that it should be replaced with the Hough Lines block from the R2011b version.



Support for the pre-R2011b coordinate system will be removed in a future release.

### Updated Blocks, Functions, and System Objects

The following table provides specifics for the functions, System objects, and blocks that were affected by this update:



| Functions              | Description of Update   | Prior to R2011b  | R2011b  |
|------------------------|---|--|---|
| epipolarLine           | The output $A, B, C$ line parameters were changed to work with $[x\ y]$ one-based coordinates.                      | $A*\text{row} + B*\text{col} + C$  | $A*x + B*y + C$   |
|                        | Accepts Fundamental matrix in $[x\ y]$ format.  |  |   |
| estimateFundamentalM   | Adjusted to format of fundamental matrix. Modified to work with points expressed in $[x\ y]$ one-based coordinates. | $[r;c]$ 2-by- $N$ zero-based points.   | $[x\ y]$ $M$ -by-2 one-based points.  |
|                        |   | Fundamental matrix formatted points for $[r;c]$ zero-based coordinates.  | Fundamental matrix formatted to work with $[x\ y]$ one-based coordinates.                                     |
| estimateUncalibratedRe | Fundamental matrix, matched points, and output projective transformation matrices provided in new format.           | Fundamental matrix formatted only for zero-based $[r;c]$ coordinate system   | Fundamental matrix formatted for one-based $[x\ y]$ coordinate system.  |
|                        |   | $[r;c]$ 2-by- $N$ zero-based points.   | $[x\ y]$ $M$ -by-2 one-based points.  |
| extractFeatures        | Converted to accept $[x\ y]$ coordinates  | $[r;c]$ 2-by- $N$ zero-based points.   | $[x\ y]$ $M$ -by-2 one-based points.  |
| isEpipoleInImage       | Adjusted Fundamental matrix format. Converted to $[x\ y]$ coordinates.  | Fundamental matrix formatted only for zero-based $[r;c]$ coordinate system.  | Fundamental matrix formatted only for one-based, $[x\ y]$ coordinate system.                                  |
| lineToBorderPoints     | The input $A, B, C$ line parameters were changed to work with $[x\ y]$ coordinates.                                 | $A*\text{row} + B*\text{col} + C$ , where $A, B$ , and $C$ are represented in a 3-by- $N$ matrix of $[r;c]$ zero-based points. | $A*x + B*y + C$ , where $A, B$ , and $C$ are represented in an $M$ -by-3 matrix of $[x\ y]$ one-based points. |

| Functions     | Description of Update   | Prior to R2011b   | R2011b   |
|---------------|---|---|--|
|               | Output intersection points converted to [x y] one-based coordinate system.                            | The function returned the intersection points in an 4-by- $M$ matrix. format of [r1;c1;r2;c2] zero-based coordinate system. | The function returns the intersection points in an $M$ -by-4 matrix of format of [x1, y1, x2, y2] one-based coordinate system. |
| matchFeatures | Converted the Index Pairs matrix to match orientation of the POINTS with [x y] one-based coordinates. | The function returns the output Index Pairs in a 2-by- $M$ [r c] zero-based format.   | The function returns the output Index Pairs in a $M$ -by-2 [x y] one-based format.   |
|               | Changed orientation of input feature vectors.   | Input feature vectors stored in columns.  | Input feature vectors stored in rows.  |

| System Objects        | Description of Update   | Prior to R2011b  | R2011b  |
|-----------------------|---|--|---|
| vision.AlphaBlender   | Converted Location property to take [x y] coordinate location.          | Location format in [r;c] zero-based coordinates.                       | Location format in [x y] one-based coordinates.                             |
| vision.BlobAnalysis   | Centroid and Bounding Box formats converted to [x y] coordinate system. | Centroid format in 2-by- $M$ [r1 r2; c1 c2] zero-based coordinates.    | Centroid format in $M$ -by-2 of format [x1 y1 x2 y2] one-based coordinates. |
|                       |   | Bounding Box format in 4-by- $N$ zero-based matrix [r;c;height;width]. | Bounding Box format in $M$ -by-4 one-based matrix [x y width height].       |
| vision.BoundaryTrace  | Converted to accept and output [x y] one-based points.                  | 2-by- $N$ matrix of [r c] zero-based coordinates.                      | $M$ -by-2 matrix of [x y] one-based coordinates.                            |
| vision.CornerDetector | Corner locations converted to [x y] coordinate system.                  | Corner location in a 2-by- $N$ set of [r c] zero-based coordinates.    | Corner locations in an $M$ -by-2 one-based [x y] coordinates.               |

| System Objects   | Description of Update   | Prior to R2011b  | R2011b  |
|--|---|--|---|
| vision.GeometricScale  | Converted ROI input to [x y] coordinate one-based system.   | Shape in [r c height width] zero-based matrix.                               | Shape in [x y width height] one-based matrix.                         |
| vision.GeometricTransform  | Converted transformation matrix format to support changed ROI [x y] one-based coordinate system format. | Transformation matrix formatted only for zero-based [r;c] coordinate system. | Takes one-based, [x y] coordinate format for Transformation matrix.   |
|  |   | ROI format in [r;c;height;width] zero-based format.                          | ROI format in [x y width height] one-based format.                    |
| vision.GeometricTransformEstimator   | Converted estimator formatting for input points.  | Input points: [r1 r2;c1 c2].   | Input points: [x1 y1; x2 y2].   |
|  | Converted transformation matrix to [x y] one-based coordinate system.                                   | Transformation matrix formatted only for zero-based [r;c] coordinate system. | Transformation matrix format matches Image Processing Toolbox format. |
| vision.HoughLines  | Converted format for lines to [x y] one-based coordinate system.  | Output: [r11 r21; c11 c21; r12 r22; c12 c22].                                | Output: [x11 y11 x12 y12; x21 y21 x22 y22].                           |
|  |   | Size of output in a 4-by- <i>N</i> zero-based matrix.                        | Size of the output in <i>M</i> -by-4 one-based matrix.                |
| vision.LocalMaximaFind   | Converted format for Maxima locations   | 2-by- <i>N</i> zero-based [r c] coordinates.                                 | <i>M</i> -by-2 one-based [x y] coordinates.                           |
| vision.MarkerInsert  | Converted format for locations.   | 2-by- <i>N</i> zero-based [r c] coordinates.                                 | <i>M</i> -by-2, one-based [x y] coordinates.                          |
| vision.Maximum<br>vision.Mean<br>vision.Minimum<br>vision.StandardDeviation<br>vision.Variance | Converted formats for line and rectangle ROIs.  | Line: [r1 c1 r2 c2 r3 c3].   | Line: [x1 y1 x2 y2 x3 y3].  |
|  |   | Rectangle: [r c height width].   | Rectangle: [x y width height].  |

| System Objects       | Description of Update  | Prior to R2011b   | R2011b   |
|----------------------|--|---|--|
| vision.ShapeInserter | Converted format for rectangles, lines, polygons, and circles to [x y] one-based format. | Rectangle: [r; c; height; width] zero-based format.             | Rectangle: [x y width height] one-based format.                |
|                      |  | Line: [r1 c1 r2 c2] zero-based format.                          | Line: [x1 y1 x2 y2] one-based format.                          |
|                      |  | Polygon: 4-by- $M$ zero-based matrix.                           | Polygon: $M$ -by-4 one-based matrix.                           |
|                      |  | Circle: [r c radius] zero-based format.                         | Circle: [x y radius] one-based format.                         |
|                      | Input image intensity values converted to [x y] one-based format.                        | $N$ -by- $M$ and $N$ -by- $M$ -by- $P$ [r c] zero-based format. | $M$ -by- $N$ and $M$ -by- $N$ -by- $P$ [x y] one-based format. |
| vision.TemplateMatch | Converted Location and ROI format to [x y] one-based coordinate system.                  | Location output: [r; c] zero-based format.                      | Location output: [x y] one-based format.                       |
|                      |  | ROI: [r c height width] zero-based format.                      | ROI processing: [x y width height] one-based format.           |
| vision.TextInserter  | Converted location and color orientation.  | 2-by- $N$ zero-based [r;c] locations.                           | $M$ -by-2 [x y] one-based locations.                           |
|                      |  | <i>numColorPlanes</i> -by- $N$ zero-based format.               | $M$ -by- <i>numColorPlanes</i> one-based format.               |

| Blocks                         | Description of Update   | Prior to R2011b  | R2011b  |
|--------------------------------|---|--|---|
| Apply Geometric Transformation | Converted Transformation matrix format to support changed ROI [x y] one-based coordinate system format. | Transformation matrix formatted only for zero-based [r;c] coordinate system. | Takes one-based, [x y] coordinate format for Transformation matrix. |
|                                |   | ROI format in [r;c;height;width] zero-based format.                          | ROI format in [x y width height] one-based format.                  |

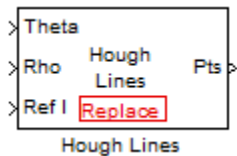
| Blocks                            | Description of Update  | Prior to R2011b  | R2011b  |
|-----------------------------------|--|--|---|
| Blob Analysis                     | Centroid and Bounding Box formats converted to [x y] coordinate system.                  | Centroid format in 2-by- $M$ [r1 r2; c1 c2] zero-based coordinates.    | Centroid format in $M$ -by-2 of format [x1 y1 x2 y2] one-based coordinates. |
|                                   |  | Bounding Box format in 4-by- $N$ zero-based matrix [r;c;height;width]. | Bounding Box format in $M$ -by-4 one-based matrix [x y width height].       |
| Compositing                       | Converted Location property to takes [x y] coordinate location.                          | Location format in [r;c] zero-based coordinates.                       | Location format in [x y] one-based coordinates.                             |
| Corner Detection                  | Corner locations converted to [x y] coordinate system.                                   | Corner location in a 2-by- $N$ set of [r c] zero-based coordinates.    | Corner locations in an $M$ -by-2 one-based [x y] coordinates.               |
| Draw Markers                      | Converted format for locations.  | 2-by- $N$ zero-based [r c] coordinates.                                | $M$ -by-2, one-based [x y] coordinates.                                     |
| Draw Shapes                       | Converted format for rectangles, lines, polygons, and circles to [x y] one-based format. | Rectangle: [r; c; height; width] zero-based format.                    | Rectangle: [x y width height] one-based format.                             |
|                                   |  | Line: [r1 c1 r2 c2] zero-based format.                                 | Line: [x1 y1 x2 y2] one-based format.                                       |
|                                   |  | Polygon: 4-by- $M$ zero-based matrix.                                  | Polygon: $M$ -by-4 one-based matrix.  |
|                                   |  | Circle: [r c radius] zero-based format                                 | Circle: [x y radius] one-based format.                                      |
| Estimate Geometric Transformation | Converted formatting for input points.   | Input points: [r1 r2;c1 c2].   | Input points: [x1 y1; x2 y2].   |

| Blocks   | Description of Update   | Prior to R2011b   | R2011b  |
|--|---|---|---|
|  | Converted Transformation matrix to [x y] one-based coordinate system.   | Transformation:<br>T=[t22 t12 t32; t21 t11 t31; t23 t13 t33]. | Transformation matrix format matches Image Processing Toolbox format. |
| Find Local Maxima  | Converted format for Maxima locations                                   | 2-by- <i>N</i> zero-based [r c] coordinates.                  | <i>M</i> -by-2 one-based [x y] coordinates.                           |
| Hough Lines  | Converted format for lines to [x y] one-based coordinate system.        | Output: [r11 r21; c11 c21; r12 r22; c12 c22].                 | Output: [x11 y11 x12 y12; x21 y21 x22 y22].                           |
|  |   | Size of output in a 4-by- <i>N</i> zero-based matrix.         | Size of the output in <i>M</i> -by-4 one-based matrix.                |
| Template Matching  | Converted Location and ROI format to [x y] one-based coordinate system. | Location output: [r; c] zero-based format.                    | Location output: [x y] one-based format.                              |
|  |   | ROI: [r c height width] zero-based format.                    | ROI processing: [x y width height] one-based format.                  |
| insert Text  | Converted location and color orientation.                               | 2-by- <i>N</i> zero-based [r;c] locations.                    | <i>M</i> -by-2 [x y] one-based locations.                             |
|  |   | <i>numColorPlanes</i> -by- <i>N</i> zero-based format.        | <i>M</i> -by- <i>numColorPlanes</i> one-based format.                 |
| 2-D Maximum2-D Mean2-D Minimum2-D Standard Deviation2-D Variance | Converted formats for line and rectangle ROIs.                          | Line: [r1 c1 r2 c2 r3 c3].                                    | Line: [x1 y1 x2 y2 x3 y3].  |
|  |   | Rectangle: [r c height width].                                | Rectangle: [x y width height].  |
| Resize   | Converted ROI input to [x y] coordinate one-based system.               | Shape in [r c height width] zero-based matrix.                | Shape in [x y width height] one-based matrix.                         |

| Blocks         | Description of Update                                  | Prior to R2011b                                   | R2011b   |
|----------------|--|---|--|
| Trace Boundary | Converted to accept and output [x y] one-based points. | 2-by- $N$ matrix of [r c] zero-based coordinates. | $M$ -by-2 matrix of [x y] one-based coordinates. |

## Compatibility Considerations

Blocks affected by the [x y] coordinate system should be replaced with blocks of the same name from the Vision library. Old blocks are marked with a red “Replace” badge. The following figure shows a block which was affected by the coordinate system change:



Adjust your model and data as necessary. All functions and System objects are updated to use the one-based [x y] convention.

By default, all Computer Vision System Toolbox blocks, functions, and System objects are set to operate in the [x y] coordinate system. Use the `vision.setCoordinateSystem` and `vision.getCoordinateSystem` functions to help migrate your code containing System objects and functions to the [x y] coordinate system. Use `vision.setCoordinateSystem('RC')` call to temporarily set the coordinate system to old conventions.

When you invoke an affected block, object, or function, a one time, per MATLAB session, warning appears.

See the section, Expressing Image Locations for a description of the coordinate systems now used by the Computer Vision System Toolbox product.

## New SURF Feature Detection, Extraction, and Matching Functions

This release introduces a new Speeded Up Robust Features (SURF) detector with functions supporting interest feature detection, extraction and matching. The `detectSURFFeatures` function returns information about SURF features detected in a grayscale image. You can use the SURFPoints object returned by the `detectSURFFeatures` function to manipulate and plot SURF features.

## **New Disparity Function for Depth Map Calculation**

The new disparity function provides the disparity map between a pair of stereo images. You can use the `disparity` function to find relative depth of the scene for tasks such as, segmentation, robot navigation, or 3-D scene reconstruction.

## **Added Support for Additional Video File Formats for Non-Windows Platforms**

The From Multimedia File block and the `vision.VideoFileReader` now support many compressed video file formats on Linux and Macintosh OS X platforms.

## **Variable-Size Support for System Objects**

Computer Vision System Toolbox System objects support inputs that change their size at run time.

## **New Demo to Retrieve Rotation and Scale of an Image Using Automated Feature Matching**

This release provides a new demo, Finding the Rotation and Scale of an Image Using Automated Feature Matching. This demo shows you how to use the `vision.GeometricTransformEstimator` System object and the new `detectSURFFeatures` function to find the rotation angle and scale factor of a distorted image.

## **Apply Geometric Transformation Block Replaces Projective Transformation Block**

The Projective Transformation block will be removed in a future release. It is recommended that you replace this block with the combination of Apply Geometric Transformation and the Estimate Geometric Transformation blocks to apply projective or affine transform to an image.

## **Trace Boundaries Block Replaced with Trace Boundary Block**

This release provides a replacement block for the Trace Boundaries block. The Trace Boundary block now returns variable size data. See Working with Variable-Size Signals for more information about variable size data.



---

**Note:** Unlike the Trace Boundaries block, the new Trace Boundary block only traces a single boundary.

---

The Trace Boundaries block will be removed in a future release.

## Compatibility Considerations

The new Trace Boundary block no longer provides the **Count** output port that the older Trace Boundaries block provided. Instead, the new Trace Boundary block and the corresponding vision.BoundaryTracer System object now return variable size data.

## FFT and IFFT Support for Non-Power-of-Two Transform Length with FFTW Library

The 2-D FFT and 2-D IFFT blocks and the vision.IFFT and vision.FFT System objects include the use of the FFTW library. The blocks and objects now support non-power-of-two transform lengths.

## vision.BlobAnalysis Count and Fill-Related Properties Removed

The blob analysis System object now supports variable-size outputs. Therefore, the Count output, and the NumBlobsOutputPort, FillEmptySpaces, and FillValues properties related to fixed-size outputs, were removed from the object.

## Compatibility Considerations

Remove these properties from your code, and update accordingly. If you require an explicit blob count, call size on one of the object's outputs, such as AREA.

## vision.CornerDetector Count Output Removed

The corner detector System object now supports variable-size outputs. Therefore, the Count output related to fixed-size outputs, were removed from the object.

## Compatibility Considerations

Update your code accordingly. If you require an explicit count, call size on the object METRIC output.

## **vision.LocalMaximaFinder Count Output and CountDataType Property Removed**

The local maxima finder System object now supports variable-size outputs. Therefore, the `Count` output, and the `CountDataType` property related to fixed-size outputs, were removed from the object.

### **Compatibility Considerations**

Remove the property from your code, and update accordingly.

## **vision.GeometricTransformEstimator Default Properties Changed**

The following default property values for the `vision.GeometricTransformEstimator` System object have been changed to provide more reliable outputs.

| Property                                | Default Value |        |
|---|---------------|--------|
|   | From          | To     |
| <code>Transform</code>                  | Projective    | Affine |
| <code>AlgebraicDistanceThreshold</code> | 1.5           | 2.5    |
| <code>PixelDistanceThreshold</code>     | 1.5           | 2.5    |
| <code>NumRandomSamplings</code>         | 100           | 500    |
| <code>MaximumRandomSamples</code>       | 200           | 1000   |

### **Compatibility Considerations**

The effect of these changes make the object's default-value computations more reliable. If your code relies on the previous default values, you might need to update the affected property values.

### **Code Generation Support**

The `vision.IFFT` System object now supports code generation. See [About MATLAB Coder](#) for more information about code generation.

---

## **vision.MarkerInserter and vision.ShapeInserter Properties Not Tunable**

The following `vision.MarkerInserter` and `vision.ShapeInserter` properties are now nontunable:

- `FillColor`
- `BorderColor`

When objects are locked (for instance, after calling the `step` method), you cannot change any nontunable property values.

## **Compatibility Considerations**

Review any code that changes any `vision.MarkerInserter` or `vision.ShapeInserter` property value after calling the `step` method. You should update the code to use property values that do not change.

## **Custom System Objects**

You can now create custom System objects in MATLAB. This capability allows you to define your own System objects for time-based and data-driven algorithms, I/O, and visualizations. The System object API provides a set of implementation and service methods that you incorporate into your code to implement your algorithm. See *Define New System Objects* in the DSP System Toolbox documentation for more information.

## **System Object DataType and CustomDataType Properties Changes**

When you set a System object, fixed-point `<xxx>DataType` property to 'Custom', it activates a dependent `Custom<xxx>DataType` property. If you set that dependent `Custom<xxx>DataType` property before setting its `<xxx>DataType` property, a warning message displays. `<xxx>` differs for each object.

## **Compatibility Considerations**

Previously, setting the dependent `Custom<xxx>DataType` property would automatically change its `<xxx>DataType` property to 'Custom'. If you have code that sets the dependent property first, avoid warnings by updating your code. Set the `<xxx>DataType` property to 'Custom' before setting its `Custom<xxx>DataType` property.

---

**Note:** If you have a `Custom<xxx>DataType` in your code, but do not explicitly update your code to change `<xxx>DataType` to `'Custom'`, you may see different numerical output.

---

# R2011a

**Version: 4.0**

**New Features**

**Bug Fixes**

**Compatibility Considerations**

## Product Restructuring

The Video and Image Processing Blockset has been renamed to Computer Vision System Toolbox. This product restructuring reflects the broad expansion of computer vision capabilities for the MATLAB and Simulink environments. The Computer Vision System Toolbox software requires the Image Processing Toolbox and DSP System Toolbox software.

You can access archived documentation for the Video and Image Processing Blockset™ products on the MathWorks website.

### System Object Name Changes

#### Package Name Change

The System object package name has changed from `video` to `vision`. For example, `video.BlobAnalysis` is now `vision.BlobAnalysis`.

#### Object Name Changes

The 2D System object names have changed. They no longer have 2D in the name and now use the new package name.

| Old Name                             | New Name                            |
|--------------------------------------|-------------------------------------|
| <code>video.Autocorrelator2D</code>  | <code>vision.Autocorrelator</code>  |
| <code>video.Convolver2D</code>       | <code>vision.Convolver</code>       |
| <code>video.Crosscorrelator2D</code> | <code>vision.Crosscorrelator</code> |
| <code>video.DCT2D</code>             | <code>vision.DCT</code>             |
| <code>video.FFT2D</code>             | <code>vision.FFT</code>             |
| <code>video.Histogram2D</code>       | <code>vision.Histogram</code>       |
| <code>video.IDCT2D</code>            | <code>vision.IDCT</code>            |
| <code>video.IFFT2D</code>            | <code>vision.IFFT</code>            |
| <code>video.MedianFilter2D</code>    | <code>vision.MedianFilter</code>    |

---

## **New Computer Vision Functions**

### **Extract Features**

The `extractFeatures` function extracts feature vectors, also known as descriptors, from an image.

### **Feature Matching**

The `matchFeatures` function takes a pair of feature vectors, as returned by the `extractFeatures` function, and finds the features which are most likely to correspond.

### **Uncalibrated Stereo Rectification**

The `estimateUncalibratedRectification` function returns projective transformations for rectifying stereo images.

### **Determine if Image Contains Epipole**

The `isEpipoleInImage` function determines whether an image contains an epipole. This function supports the `estimateUncalibratedRectification` function.

### **Epipolar Lines for Stereo Images**

The `epipolarLine` computes epipolar lines for stereo images.

### **Line-to-Border Intersection Points**

The `lineToBorderPoints` function calculates the location of the point of intersection of line in an image with the image border. This function supports the `epipolarLine` function.

## **New Foreground Detector System Object**

The `vision.ForegroundDetector` object computes a foreground mask using Gaussian mixture models (GMM).

## **New Tracking Cars Using Gaussian Mixture Models Demo**

The new Tracking Cars Using Gaussian Mixture Models demo illustrates the use of Gaussian mixture models for detection and tracking of cars. The algorithm detects and tracks the cars in a video by separating them from their background.

## **Expanded To Video Display Block with Additional Video Formats**

The To Video Display block now supports 4:2:2 YCbCr video input format.

## **New Printing Capability for the mplay Function and Video Viewer Block**

You can now print the display information from the GUI interface of the mplay function and the Video Viewer block.

## **Improved Display Updates for mplay Function, Video Viewer Block and vision.VideoPlayer System Object**

R2011a introduces the capability to improve the performance of mplay, the Video Viewer block and the vision.VideoPlayer System object by reducing the frequency with which the display updates. You can now choose between this new enhanced performance mode and the old behavior. By default, all scopes operate in the new enhanced performance mode.

## **Improved Performance of FFT Implementation with FFTW library**

The 2-D FFT, 2-D IFFT blocks include the use of the FFTW library.

## **Variable Size Data Support**

The Resize block now supports variable size data. See [Working with Variable-Size Signals](#) for more information about variable size data.

## **System Object Input and Property Warnings Changed to Errors**

When a System object is locked (e.g., after the `step` method has been called), the following situations now produce an error. This change prevents the loss of state information.

- Changing the input data type
- Changing the number of input dimensions
- Changing the input complexity from real to complex
- Changing the data type, dimension, or complexity of tunable property
- Changing the value of a nontunable property



---

## Compatibility Considerations

Previously, the object issued a warning for these situations. The object then unlocked, reset its state information, relocked, and continued processing. To update existing code so that it does not error, use the `release` method before changing any of the items listed above.

## System Object Code Generation Support

The following System objects now support code generation:

- `vision.GeometricScaler`
- `vision.ForegroundDetector`

## MATLAB Compiler Support for System Objects

The Computer Vision System Toolbox supports the MATLAB Compiler for all objects except `vision.VideoPlayer`. With this capability, you can use the MATLAB Compiler to take MATLAB files, which can include System objects, as input and generate standalone applications.

## R2010a MAT Files with System Objects Load Incorrectly

If you saved a System object to a MAT file in R2010a and load that file in R2011a, MATLAB may display a warning that the constructor must preserve the class of the returned object. This occurs because an aspect of the class definition changed for that object in R2011a. The object's saved property settings may not restore correctly.

## Compatibility Considerations

MAT files containing a System object saved in R2010a may not load correctly in R2011a. You should recreate the object with the desired property values and save the MAT file.

## Documentation Examples Renamed

In previous releases, the examples used throughout the Video and Image Processing Blockset™ documentation were named with a `doc_` prefix. In R2011a, this changed to a `ex_` prefix. For example, in R2010b, you could launch an example model using the Video

Viewer block by typing `doc_thresholding` at the MATLAB command line. To launch the same model in R2011a, you must type `ex_thresholding` at the command line.

## **Compatibility Considerations**

You can no longer launch Video and Image Processing Blockset™ documentation example models using the `doc_` prefix name. To open these models in R2011a, you must replace the `doc_` prefix in the model name with `ex_`.

# R2010b

**Version: 3.1**

**New Features**

**Bug Fixes**

**Compatibility Considerations**

## **New Estimate Fundamental Matrix Function for Describing Epipolar Geometry**

New Estimate Fundamental Matrix function for describing epipolar geometry. Epipolar geometry applies to the geometry of stereo vision, where you can calculate depth information based on corresponding points in stereo image pairs. The function supports the generation of embeddable C code.

## **New Histogram System Object Replaces Histogram2D Object**

The new `video.Histogram System` object replaces the `video.Histogram2D System` object. The name change was made to align this object with its corresponding block.

## **Compatibility Considerations**

The `video.Histogram2D System` object now issues a warning. Update code that uses the 2D-Histogram object to use the new Histogram object.

## **New System Object `release` Method Replaces `close` Method**

The `close` method has been replaced by the new `release` method, which unlocks the object and releases memory and other resources, including files, used by the object. The new `release` method includes the functionality of the old `close` method, which only closed files used by the object.

## **Compatibility Considerations**

The `close` method now issues a warning. Update code that uses the `close` method to use the new `release` method.

## **Expanded Embedded MATLAB Support**

Embedded MATLAB<sup>®</sup> now supports the generation of embeddable C code for two Image Processing Toolbox functions and additional Video and Image Processing Blockset System objects. The generated C code meets the strict memory and data type requirements of embedded target environments. Video and Image Processing Blockset provides Embedded MATLAB support for these Image Processing Toolbox functions. See Code Generation for details, including limitations.

---

## Supported Image Processing Toolbox Functions

label2rgb  
fspecial

## Supported System objects

Video and Image Processing Blockset objects now support code generation:

video.CornerDetector  
video.GeometricShearer  
video.Histogram  
video.MorphologicalBottomHat  
video.MorphologicalTopHat  
video.MultimediaFileReader  
video.MultimediaFileWriter

## Data Type Assistant and Ability to Specify Design Minimums and Maximums Added to More Fixed-Point Blocks

The following blocks now offer a **Data Type Assistant** to help you specify fixed-point data types on the block mask. Additionally, you can now enable simulation range checking for certain data types on these blocks. To do so, specify appropriate minimum and maximum values on the block dialog box. The blocks that support these features are:

- 2-D DCT
- 2-D FFT
- 2-D IDCT
- 2-D IFFT
- 2-D FIR Filter

For more information on these features, see the following sections in the Simulink documentation:

- Using the Data Type Assistant
- Signal Ranges

## Data Types Pane Replaces the Data Type Attributes and Fixed-Point Panes on Fixed-Point Blocks

In previous releases, some fixed-point blocks had a **Data type attributes** pane, and others had a **Fixed-point** pane. The functionality of these panes remains the same, but the pane now appears as the **Data Types** pane on all fixed-point Computer Vision System Toolbox blocks.

## Enhanced Fixed-Point and Integer Data Type Support with System Objects

For nonfloating point input, System objects now output the data type you specify. Previously, the output was always a fixed-point, numeric `fi` object.

### Compatibility Considerations

Update any code that takes nonfloating point input, where you expect the object to output a `fi` object.

## Variable Size Data Support

Several Video and Image Processing Blockset blocks now support changes in signal size during simulation. The following blocks support variable size data as of this release:

|                  |                     |
|------------------|---------------------|
| PSNR             | 2-D Correlation     |
| Median Filter    | 2-D Convolution     |
| Block Processing | 2-D Autocorrelation |
| Image Complement | Deinterlacing       |
| Gamma Correction |                     |

See [Working with Variable-Size Signals](#) for more information about variable size data.

## Limitations Removed from Video and Image Processing Blockset Multimedia Blocks and Objects

Support for reading interleaved AVI data and reading AVI files larger than 2GB on UNIX platforms. Previously, this was only possible on Windows platforms. The following blocks and System objects have the limitation removed:

---

From Multimedia File block  
video.MultimediaFileReader System object

Support for writing AVI files larger than 2GB on UNIX platforms, which was previously only possible on Windows platforms. The following blocks and System objects have the limitation removed:

To Multimedia File block  
video.MultimediaFileWriter System object





# R2010a

**Version: 3.0**

**New Features**

**Bug Fixes**

## **New System Objects Provide Video and Image Processing Algorithms for use in MATLAB**

System Objects are algorithms that provide stream processing, fixed-point modeling, and code generation capabilities for use in MATLAB programs. These new objects allow you to use video and image processing algorithms in MATLAB, providing the same parameters, numerics and performance as corresponding Video and Image Processing Blockset blocks. System objects can also be used in Simulink models via the Embedded MATLAB Function block.

## **Intel Integrated Performance Primitives Library Support Added to 2-D Correlation, 2-D Convolution, and 2-D FIR Filter Blocks**

The 2-D Correlation, 2-D Convolution, and 2-D FIR Filter blocks are now taking advantage of SSE Intel instruction set and multi-core processor capabilities for double and single data types.

## **Variable Size Data Support**

Several Video and Image Processing Blockset blocks now support changes in signal size during simulation. The following blocks support variable size data as of this release:

|                                |                            |
|--------------------------------|----------------------------|
| 2-D FFT                        | Hough Transform            |
| 2-D FIR Filter                 | Image Data Type Conversion |
| Apply Geometric Transformation | Image Pad                  |
| Autothreshold                  | Insert Text                |
| Bottom-hat                     | Label                      |
| Chroma Resampling              | 2-D Maximum                |
| Closing                        | 2-D Mean                   |
| Color Space Conversion         |                            |
| Compositing                    | 2-D Minimum                |
| Contrast Adjustment            | Opening                    |
| Dilation                       | Rotate                     |
| Edge Detection                 | 2-D Standard Deviation     |
| Erosion                        | Template Matching          |

---

|                                   |                  |
|-----------------------------------|------------------|
| Estimate Geometric Transformation | To Video Display |
| Find Local Maxima                 | Top-hat          |
| Frame Rate Display                | 2-D Variance     |
| Gaussian Pyramid                  | Video Viewer     |

See *Working with Variable-Size Signals* for more information about variable size data.

## **Expanded From and To Multimedia File Blocks with Additional Video Formats**

The To Multimedia File and From Multimedia File blocks now support 4:2:2 YCbCr video formats.

The To Multimedia File block now supports WMV, WMA, and WAV file formats on Windows platforms. This block now supports broadcasting WMV and WMA streams over the network.

## **New Simulink Demos**

The Video and Image Processing Blockset contain new and enhanced demos.

### **New Modeling a Video Processing System for an FPGA Target Demo**

This demo uses the Video and Image Processing Blockset in conjunction with Simulink HDL Coder™ to show a design workflow for generating Hardware Design Language (HDL) code suitable for targeting video processing application on an FPGA. The demo reviews how to design a system that can operate on hardware.

## **New System Object Demos**

### **New Image Rectification Demo**

This demo shows how to rectify two uncalibrated images where the camera intrinsics are unknown. Rectification is a useful procedure in many computer vision applications. For example, in stereo vision, it can be used to reduce a 2-D matching problem to a 1-D search. This demo is a prerequisite for the Stereo Vision demo.

### **New Stereo Vision Demo**

This demo computes the depth map between two rectified stereo images using block matching, which is the standard algorithm for high-speed stereo vision in hardware

systems. It further explores dynamic programming to improve accuracy, and image pyramiding to improve speed.

### **New Video Stabilization Using Point Feature Matching**

This demo uses a point feature matching approach for video stabilization, which does not require knowledge of a feature or region of the image to track. The demo automatically searches for the background plane in a video sequence, and uses its observed distortion to correct for camera motion. This demo presents a more advanced algorithm in comparison to the existing Video Stabilization demo in Simulink.

### **SAD Block Obsoleted**

The new Template Matching block introduced in the previous release, supports Sum of Absolute Differences (SAD) algorithm. Consequently, the SAD Block has been obsoleted.